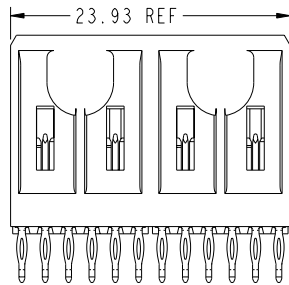
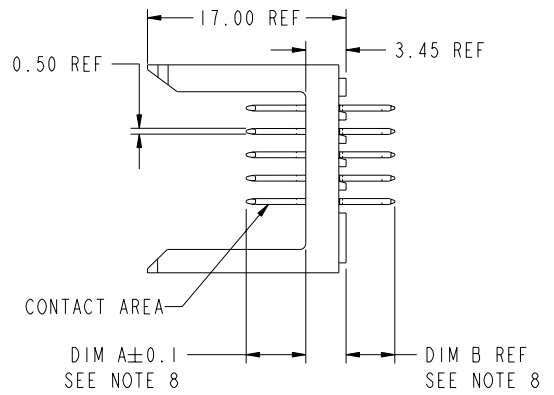
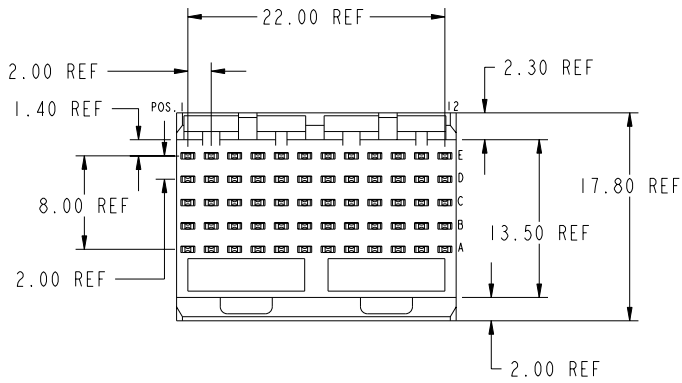


PRODUCT NUMBER
85832-XYX
85832-XYXLF



mat'l code		--		tolerances unless otherwise specified		CUSTOMER		FCJ		www.fciconnect.com	
ltr	ecm no.	dr	date	linear	0.X ±0.3	projection	COPY	title	METRAL SIGNAL HEADER		
-	V06-0569	DCH	2006-06-12		0.XX ±0.13	MM		2 MOD, 5 ROW PRESS-FIT			
M	V04-0353	DAI	05/02/04	angles	.XXX ±.051	MM		product family	METRAL		code
N	V04-0559	HTB	06/01/04	chr	T.BRUNGARD 11/19/99	MM		size	dwg no		213
P	V04-1059	HTB	10/25/04	enr	M.STRAWER 11/19/99	MM		scale	85832		sheet
R	V04-1100	DAI	01/20/05	chr	M.STRAWER 11/19/99	MM		2:1			1 of 8
S	V05-0235	LP	3/30/05	oppd	M.STRAWER 02/29/00	MM					
sheet index	revision sheet	T	T	T	T	T	T	T			
		1	2	3	4	5	6	7			
										code code	
										22526	



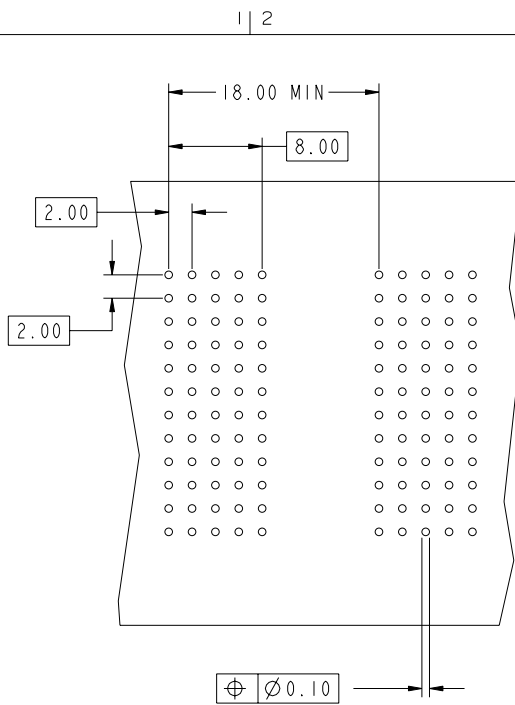
This document is the property of and embodies CONFIDENTIAL and PROPRIETARY information of FCJ. No part of the information shown on this document may be used in any way or disclosed to others without the written consent of FCJ. Copyright FCJ.

REV E - 2006-04-18

PDM: Rev:T STATUS: Released Printed: May 16, 2009



This document is the property of and embodies CONFIDENTIAL and PROPRIETARY information of FCJ. No part of the information shown on this document may be used in any way or disclosed to others without the written consent of FCJ. Copyright FCJ.



REQUIRED PC BOARD LAYOUT
COMPONENT SIDE
SEE PRINT 58351 FOR
ADDITIONAL PCB INFORMATION

KEY		
CODE	DIMENSIONS	
	DIM "A" MATE	DIM "B" TAIL
1	5.00	4.30
2	5.75	4.30
3	6.50	4.30
4	7.25	4.30
5	5.00	13.60
6	5.75	13.60
7	6.50	13.60
8	7.25	13.60
9	5.00	17.00
10	5.75	17.00
11	6.50	17.00
12	7.25	17.00
13	8.25	4.30
14	8.25	13.60
15	8.25	17.00
16	7.00	4.30
17	7.00	13.60
18	7.00	17.00
19	8.00	4.30
20	8.00	13.60
21	8.00	17.00
22	5.00	12.10
25	5.75	15.60

KEY		
CODE	DIMENSIONS	
	DIM "A" MATE	DIM "B" TAIL
40	5.00	15.60
41	6.50	15.60
42	7.25	15.60
43	8.00	15.60
44	5.75	12.10
45	6.50	12.10
48	5.00	15.10
54	5.00	11.50
55	5.75	11.50
56	6.50	11.50
59	5.00	11.80
60	5.75	11.80
61	6.50	11.80
62	7.25	11.80
63	8.00	11.80
64	5.75	14.90

mat'l code		--		tolerances unless otherwise specified		CUSTOMER		FCJ		www.fcjconnect.com	
ltr	ecm no.	dr	date	linear	0.X ±0.3	projection	COPY	title	METRAL SIGNAL HEADER		
					0.XX ±0.13			2 MOD, 5 ROW PRESS-FIT			
				angles	.XXX ±.051			product family	METRAL		code
					0° ±2°			size	dwg no		213
				dr	T.BRUNGARD 11/19/99			A	85832		sheet
				eng	M.STRAWER 11/19/99						2
				chr	M.STRAWER 11/19/99						
				appd	M.STRAWER 02/29/00						
sheet index	revision sheet										

cage code 22526

Pro/E

PDM: Rev:T STATUS: Released Printed: May 16, 2009



This document is the property of and embodies CONFIDENTIAL and PROPRIETARY information of FCI. No part of the information shown on this document may be used in any way or disclosed to others without the written consent of FCI. Copyright FCI.

METRAL P/N	ROW	CONTACT MOD. 1					MOD. 2						
		1	2	3	4	5	6	7	8	9	10	11	12
85832-X01	E	25	25	25	25	25	25	25	25	25	25	25	25
	D	25	25	25	25	25	25	25	25	25	25	25	25
85832-X01LF	C	25	25	25	25	25	25	25	25	25	25	25	25
	B	25	25	25	25	25	25	25	25	25	25	25	25
	A	25	25	25	25	25	25	25	25	25	25	25	25

METRAL P/N	ROW	CONTACT MOD. 1					MOD. 2						
		1	2	3	4	5	6	7	8	9	10	11	12
85832-X02	E	1	1	1	1	1	1	1	1	1	1	1	1
	D	3	3	3	3	3	3	3	3	3	3	3	3
85832-X02LF	C	19	19	19	19	19	19	19	19	19	19	19	19
	B	3	3	3	3	3	3	3	3	3	3	3	3
	A	1	1	1	1	1	1	1	1	1	1	1	1

METRAL P/N	ROW	CONTACT MOD. 1					MOD. 2						
		1	2	3	4	5	6	7	8	9	10	11	12
85832-X03	E	3	3	3	3	3	3	3	3	3	3	3	3
	D	3	3	3	3	3	3	3	3	3	3	3	3
85832-X03LF	C	3	3	3	3	3	3	3	3	3	3	3	3
	B	19	19	19	19	19	19	19	19	19	19	19	19
	A	3	3	3	3	3	3	3	3	3	3	3	3

METRAL P/N	ROW	CONTACT MOD. 1					MOD. 2						
		1	2	3	4	5	6	7	8	9	10	11	12
85832-X04	E	3	3	3	3	3	3	3	3	3	3	3	3
	D	10	10	10	10	10	10	10	10	10	10	10	10
85832-X04LF	C	10	10	10	10	10	10	10	10	10	10	10	10
	B	9	9	9	9	9	9	9	9	9	9	9	9
	A	10	10	10	10	10	10	10	10	10	10	10	10

METRAL P/N	ROW	CONTACT MOD. 1					MOD. 2						
		1	2	3	4	5	6	7	8	9	10	11	12
85832-X05	E	44	44	44	44	44	44	44	44	44	44	44	44
	D	22	22	22	22	22	22	22	22	22	22	22	22
85832-X05LF	C	44	44	44	44	44	44	44	44	44	44	44	44
	B	44	44	44	44	44	44	44	44	44	44	44	44
	A	45	45	45	45	45	45	45	45	45	45	45	45

METRAL P/N	ROW	CONTACT MOD. 1					MOD. 2						
		1	2	3	4	5	6	7	8	9	10	11	12
85832-X06	E	1	1	1	1	1	1	1	1	1	1	1	1
	D	1	1	1	1	1	1	1	1	1	1	1	1
85832-X06LF	C	3	3	3	3	3	3	3	3	3	3	3	3
	B	1	1	1	1	1	1	1	1	1	1	1	1
	A	1	1	1	1	1	1	1	1	1	1	1	1

METRAL P/N	ROW	CONTACT MOD. 1					MOD. 2						
		1	2	3	4	5	6	7	8	9	10	11	12
85832-X07	E	19	19	19	19	19	19	19	19	19	19	19	19
	D	4	4	4	4	4	4	4	4	4	4	4	4
85832-X07LF	C	4	4	4	4	4	4	4	4	4	4	4	4
	B	4	4	4	4	4	4	4	4	4	4	4	4
	A	4	4	4	4	4	4	4	4	4	4	4	4

METRAL P/N	ROW	CONTACT MOD. 1					MOD. 2						
		1	2	3	4	5	6	7	8	9	10	11	12
85832-X08	E	20	20	20	20	20	20	20	20	20	20	20	20
	D	8	8	8	8	8	8	8	8	8	8	8	8
85832-X08LF	C	8	8	8	8	8	8	8	8	8	8	8	8
	B	8	8	8	8	8	8	8	8	8	8	8	8
	A	8	8	8	8	8	8	8	8	8	8	8	8

METRAL P/N	ROW	CONTACT MOD. 1					MOD. 2						
		1	2	3	4	5	6	7	8	9	10	11	12
85832-X09	E	N/A											
	D	6	6	6	6	6	6	6	6	6	6	6	6
85832-X09LF	C	6	6	6	6	6	6	6	6	6	6	6	6
	B	6	6	6	6	6	6	6	6	6	6	6	6
	A	6	6	6	6	6	6	6	6	6	6	6	6

METRAL P/N	ROW	CONTACT MOD. 1					MOD. 2						
		1	2	3	4	5	6	7	8	9	10	11	12
85832-X10	E	N/A											
	D	2	2	2	2	2	2	2	2	2	2	2	2
85832-X10LF	C	2	2	2	2	2	2	2	2	2	2	2	2
	B	2	2	2	2	2	2	2	2	2	2	2	2
	A	2	2	2	2	2	2	2	2	2	2	2	2

METRAL P/N	ROW	CONTACT MOD. 1					MOD. 2						
		1	2	3	4	5	6	7	8	9	10	11	12
85832-X11	E	N/A											
	D	4	4	4	4	4	4	4	4	4	4	4	4
85832-X11LF	C	4	4	4	4	4	4	4	4	4	4	4	4
	B	19	19	19	19	19	19	19	19	19	19	19	19
	A	19	19	19	19	19	19	19	19	19	19	19	19

METRAL P/N	ROW	CONTACT MOD. 1					MOD. 2						
		1	2	3	4	5	6	7	8	9	10	11	12
85832-X12	E	7	7	7	7	7	7	7	7	7	7	7	7
	D	7	7	7	7	7	7	7	7	7	7	7	7
85832-X12LF	C	7	7	7	7	7	7	7	7	7	7	7	7
	B	7	7	7	7	7	7	7	7	7	7	7	7
	A	3	3	3	3	3	3	3	3	3	3	3	3

METRAL P/N	ROW	CONTACT MOD. 1					MOD. 2						
		1	2	3	4	5	6	7	8	9	10	11	12
85832-X13	E	3	3	3	3	3	3	3	3	3	3	3	3
	D	3	3	3	3	3	3	3	3	3	3	3	3
85832-X13LF	C	3	3	3	3	3	3	3	3	3	3	3	3
	B	2	2	2	2	2	2	2	2	2	2	2	2
	A	2	2	2	2	2	2	2	2	2	2	2	2

mat'l code		--		tolerances unless otherwise specified		CUSTOMER		FCI	
lfr	ecm no.	dr	date	linear	0.X ± 0.3	projection	COPY	www.fciconnect.com	
				angles	0.XX ± 0.13		title	METRAL SIGNAL HEADER	
				dr	.XXX ± 0.01		product family	METRAL	
				eng	0° ± 2°	scale	size	dwg no	code
				chr	T. BRUNGARD 11/19/99	1:1	A	85832	213
				appd	M. STRAWSER 11/19/99				sheet
sheet index	revision sheet				M. STRAWSER 02/29/00				3



This document is the property of and embodies CONFIDENTIAL and PROPRIETARY information of FCI. No part of the information shown on this document may be used in any way or disclosed to others without the written consent of FCI. Copyright FCI.

METRAL P/N	ROW	CONTACT MOD. 1					MOD. 2						
		1	2	3	4	5	6	7	8	9	10	11	12
85832-X14	E	16	16	16	16	16	16	16	16	16	16	16	16
	D	16	16	16	16	16	16	16	16	16	16	16	16
	C	16	16	16	16	16	16	16	16	16	16	16	16
85832-X14LF	B	16	16	16	16	16	16	16	16	16	16	16	16
	A	16	16	16	16	16	16	16	16	16	16	16	16

METRAL P/N	ROW	CONTACT MOD. 1					MOD. 2						
		1	2	3	4	5	6	7	8	9	10	11	12
85832-X15	E	13	13	13	13	13	13	13	13	13	13	13	13
	D	13	13	13	13	13	13	13	13	13	13	13	13
	C	13	13	13	13	13	13	13	13	13	13	13	13
85832-X15LF	B	13	13	13	13	13	13	13	13	13	13	13	13
	A	13	13	13	13	13	13	13	13	13	13	13	13

METRAL P/N	ROW	CONTACT MOD. 1					MOD. 2						
		1	2	3	4	5	6	7	8	9	10	11	12
85832-X16	E	17	17	17	17	17	17	17	17	17	17	17	17
	D	17	17	17	17	17	17	17	17	17	17	17	17
	C	17	17	17	17	17	17	17	17	17	17	17	17
85832-X16LF	B	17	17	17	17	17	17	17	17	17	17	17	17
	A	17	17	17	17	17	17	17	17	17	17	17	17

METRAL P/N	ROW	CONTACT MOD. 1					MOD. 2						
		1	2	3	4	5	6	7	8	9	10	11	12
85832-X17	E	14	14	14	14	14	14	14	14	14	14	14	14
	D	14	14	14	14	14	14	14	14	14	14	14	14
	C	14	14	14	14	14	14	14	14	14	14	14	14
85832-X17LF	B	14	14	14	14	14	14	14	14	14	14	14	14
	A	14	14	14	14	14	14	14	14	14	14	14	14

METRAL P/N	ROW	CONTACT MOD. 1					MOD. 2						
		1	2	3	4	5	6	7	8	9	10	11	12
85832-X18	E	18	18	18	18	18	18	18	18	18	18	18	18
	D	18	18	18	18	18	18	18	18	18	18	18	18
	C	18	18	18	18	18	18	18	18	18	18	18	18
85832-X18LF	B	18	18	18	18	18	18	18	18	18	18	18	18
	A	18	18	18	18	18	18	18	18	18	18	18	18

METRAL P/N	ROW	CONTACT MOD. 1					MOD. 2						
		1	2	3	4	5	6	7	8	9	10	11	12
85832-X19	E	15	15	15	15	15	15	15	15	15	15	15	15
	D	15	15	15	15	15	15	15	15	15	15	15	15
	C	15	15	15	15	15	15	15	15	15	15	15	15
85832-X19LF	B	15	15	15	15	15	15	15	15	15	15	15	15
	A	15	15	15	15	15	15	15	15	15	15	15	15

METRAL P/N	ROW	CONTACT MOD. 1					MOD. 2						
		1	2	3	4	5	6	7	8	9	10	11	12
85832-X20	E	10	10	10	10	10	10	10	10	10	10	10	10
	D	9	9	9	9	9	9	9	9	9	9	9	9
	C	10	10	10	10	10	10	10	10	10	10	10	10
85832-X20LF	B	9	9	9	9	9	9	9	9	9	9	9	9
	A	11	11	11	11	11	11	11	11	11	11	11	11

METRAL P/N	ROW	CONTACT MOD. 1					MOD. 2						
		1	2	3	4	5	6	7	8	9	10	11	12
85832-X21	E	10	10	10	10	10	10	10	10	10	10	10	10
	D	10	10	10	10	10	10	10	10	10	10	10	10
	C	9	9	9	9	9	9	9	9	9	9	9	9
85832-X21LF	B	9	9	9	9	9	9	9	9	9	9	9	9
	A	11	11	11	11	11	11	11	11	11	11	11	11

METRAL P/N	ROW	CONTACT MOD. 1					MOD. 2						
		1	2	3	4	5	6	7	8	9	10	11	12
85832-X22	E	2	2	2	2	2	2	2	2	2	2	2	2
	D	4	4	4	4	4	4	4	4	4	4	4	4
	C	2	2	2	2	2	2	2	2	2	2	2	2
85832-X22LF	B	2	2	2	2	2	2	2	2	2	2	2	2
	A	2	2	2	2	2	2	2	2	2	2	2	2

METRAL P/N	ROW	CONTACT MOD. 1					MOD. 2						
		1	2	3	4	5	6	7	8	9	10	11	12
85832-X23	E	19	19	19	19	19	19	19	19	19	19	19	19
	D	1	1	1	1	1	1	1	1	1	1	1	1
	C	19	19	19	19	19	19	19	19	19	19	19	19
85832-X23LF	B	1	1	1	1	1	1	1	1	1	1	1	1
	A	19	19	19	19	19	19	19	19	19	19	19	19

METRAL P/N	ROW	CONTACT MOD. 1					MOD. 2						
		1	2	3	4	5	6	7	8	9	10	11	12
85832-X24	E	20	20	20	20	20	20	20	20	20	20	20	20
	D	5	5	5	5	5	5	5	5	5	5	5	5
	C	20	20	20	20	20	20	20	20	20	20	20	20
85832-X24LF	B	5	5	5	5	5	5	5	5	5	5	5	5
	A	20	20	20	20	20	20	20	20	20	20	20	20

METRAL P/N	ROW	CONTACT MOD. 1					MOD. 2						
		1	2	3	4	5	6	7	8	9	10	11	12
85832-X25	E	22	22	22	22	22	22	22	22	22	22	22	22
	D	22	22	22	22	22	22	22	22	22	22	22	22
	C	22	22	22	22	22	22	22	22	22	22	22	22
85832-X25LF	B	22	22	22	22	22	22	22	22	22	22	22	22
	A	22	22	22	22	22	22	22	22	22	22	22	22

METRAL P/N	ROW	CONTACT MOD. 1					MOD. 2						
		1	2	3	4	5	6	7	8	9	10	11	12
85832-X26	E	54	54	54	54	54	54	54	54	54	54	54	54
	D	55	55	55	55	55	55	55	55	55	55	55	55
	C	56	56	56	56	56	56	56	56	56	56	56	56
85832-X26LF	B	55	55	55	55	55	55	55	55	55	55	55	55
	A	54	54	54	54	54	54	54	54	54	54	54	54

mat'l code		--		tolerances unless otherwise specified		CUSTOMER		FCI		www.fciconnect.com		
ltr	ecm no.	dr	date	linear	0.X ± 0.3	projection	COPY		title		METRAL SIGNAL HEADER	
				angles	.XXX ± .051				2 MOD, 5 ROW PRESS-FIT			
				dr	T. BRUNGARD 11/19/99		product family		METRAL		code	
				eng	M. STRAWSER 11/19/99	scale	size		dwg no		213	
				ctr	M. STRAWSER 11/19/99	1:1	A		85832		sheet	
				appd	M. STRAWSER 02/29/00						4	
sheet index	revision	sheet										
									cage code		22526	



This document is the property of and embodies CONFIDENTIAL and PROPRIETARY information of FCI. No part of the information shown on this document may be used in any way or disclosed to others without the written consent of FCI. Copyright FCI.

METRAL P/N	ROW	CONTACT MOD. 1				MOD. 2			
		1	2	3	4	5	6	7	8
85832-X27	E	48	48	48	48	48	48	48	48
	D	48	48	48	48	48	48	48	48
85832-X27LF	C	48	48	48	48	48	48	48	48
	B	48	48	48	48	48	48	48	48
85832-X27LF	A	48	48	48	48	48	48	48	48

METRAL P/N	ROW	CONTACT MOD. 1				MOD. 2			
		1	2	3	4	5	6	7	8
85832-X28	E	3	3	3	3	3	3	3	3
	D	19	19	19	19	19	19	19	19
85832-X28LF	C	3	3	3	3	3	3	3	3
	B	3	3	3	3	3	3	3	3
85832-X28LF	A	1	1	1	1	1	1	1	1

METRAL P/N	ROW	CONTACT MOD. 1				MOD. 2			
		1	2	3	4	5	6	7	8
85832-X29	E	56	56	56	56	56	56	56	56
	D	56	56	56	56	56	56	56	56
85832-X29LF	C	56	56	56	56	56	56	56	56
	B	56	56	56	56	56	56	56	56
85832-X29LF	A	56	56	56	56	56	56	56	56

METRAL P/N	ROW	CONTACT MOD. 1				MOD. 2			
		1	2	3	4	5	6	7	8
85832-X30	E	3	3	3	3	3	3	3	3
	D	3	3	3	3	3	3	3	3
85832-X30LF	C	19	19	19	19	19	19	19	19
	B	3	3	3	3	3	3	3	3
85832-X30LF	A	3	3	3	3	3	3	3	3

METRAL P/N	ROW	CONTACT MOD. 1				MOD. 2			
		1	2	3	4	5	6	7	8
85832-X31	E	1	1	1	1	1	1	1	1
	D	3	3	3	3	3	3	3	3
85832-X31LF	C	19	19	19	19	19	19	19	19
	B	3	3	3	3	3	3	3	3
85832-X31LF	A	1	1	1	1	1	1	1	1

METRAL P/N	ROW	CONTACT MOD. 1				MOD. 2			
		1	2	3	4	5	6	7	8
85832-X32	E	1	1	1	1	1	1	1	1
	D	1	1	1	1	1	1	1	1
85832-X32LF	C	2	2	2	2	2	2	2	2
	B	1	1	1	1	1	1	1	1
85832-X32LF	A	2	2	2	2	2	2	2	2

METRAL P/N	ROW	CONTACT MOD. 1				MOD. 2			
		1	2	3	4	5	6	7	8
85832-X33	E	6	6	6	6	6	6	6	6
	D	6	6	6	6	6	6	6	6
85832-X33LF	C	6	6	6	6	6	6	6	6
	B	5	5	5	5	5	5	5	5
85832-X33LF	A	5	5	5	5	5	5	5	5

METRAL P/N	ROW	CONTACT MOD. 1				MOD. 2			
		1	2	3	4	5	6	7	8
85832-X34	E	21	21	21	21	21	21	21	21
	D	21	21	21	21	21	21	21	21
85832-X34LF	C	21	21	21	21	21	21	21	21
	B	12	12	12	12	12	12	12	12
85832-X34LF	A	12	12	12	12	12	12	12	12

METRAL P/N	ROW	CONTACT MOD. 1				MOD. 2			
		1	2	3	4	5	6	7	8
85832-X35	E	3	3	3	3	3	3	3	3
	D	3	3	3	3	3	3	3	3
85832-X35LF	C	4	4	4	4	4	4	4	4
	B	19	19	19	19	19	19	19	19
85832-X35LF	A	19	19	19	19	19	19	19	19

METRAL P/N	ROW	CONTACT MOD. 1				MOD. 2			
		1	2	3	4	5	6	7	8
85832-X36	E	59	59	59	59	59	59	59	59
	D	59	59	59	59	59	59	59	59
85832-X36LF	C	59	59	59	59	59	59	59	59
	B	59	59	59	59	59	59	59	59
85832-X36LF	A	59	59	59	59	59	59	59	59

METRAL P/N	ROW	CONTACT MOD. 1				MOD. 2			
		1	2	3	4	5	6	7	8
85832-X37	E	59	59	59	59	59	59	59	59
	D	59	59	59	59	59	59	59	59
85832-X37LF	C	59	59	59	59	59	59	59	59
	B	59	59	59	59	59	59	59	59
85832-X37LF	A	61	61	61	61	61	61	61	61

METRAL P/N	ROW	CONTACT MOD. 1				MOD. 2			
		1	2	3	4	5	6	7	8
85832-X38	E	60	60	60	60	60	60	60	60
	D	61	61	61	61	61	61	61	61
85832-X38LF	C	60	60	60	60	60	60	60	60
	B	60	60	60	60	60	60	60	60
85832-X38LF	A	61	61	61	61	61	61	61	61

METRAL P/N	ROW	CONTACT MOD. 1				MOD. 2			
		1	2	3	4	5	6	7	8
85832-X39	E	61	61	61	61	61	61	61	61
	D	61	61	61	61	61	61	61	61
85832-X39LF	C	61	61	61	61	61	61	61	61
	B	61	61	61	61	61	61	61	61
85832-X39LF	A	61	61	61	61	61	61	61	61

mat'l code		--		tolerances unless otherwise specified		CUSTOMER		FCI	
lfr	ecn no.	dr	date	linear	0.X ± 0.3	COPY	www.fciconnect.com	title	
T				angles	0.XX ± 0.13	projection		METRAL SIGNAL HEADER	
				eng	.XXX ± .051			2 MOD, 5 ROW PRESS-FIT	
				ctr	0° ± 2°		product family	METRAL	code
				appd		size	MM	dwg no	85832
sheet	revision					scale	1:1	sheet	5
index	sheet								



This document is the property of and embodies CONFIDENTIAL and PROPRIETARY information of FCI. No part of the information shown on this document may be used in any way or disclosed to others without the written consent of FCI. Copyright FCI.

METRAL P/N	ROW	CONTACT MOD. 1					MOD. 2						
		1	2	3	4	5	6	7	8	9	10	11	12
85832-X40	E	60	60	60	60	60	60	60	60	60	60	60	60
	D	60	60	60	60	60	60	60	60	60	60	60	60
	C	60	60	60	60	60	60	60	60	60	60	60	60
85832-X40LF	B	62	62	62	62	62	62	62	62	62	62	62	62
	A	60	60	60	60	60	60	60	60	60	60	60	60

METRAL P/N	ROW	CONTACT MOD. 1					MOD. 2						
		1	2	3	4	5	6	7	8	9	10	11	12
85832-X41	E	61	61	61	61	61	61	61	61	61	61	61	61
	D	61	61	61	61	61	61	61	61	61	61	61	61
	C	62	62	62	62	62	62	62	62	62	62	62	62
85832-X41LF	B	63	63	63	63	63	63	63	63	63	63	63	63
	A	63	63	63	63	63	63	63	63	63	63	63	63

METRAL P/N	ROW	CONTACT MOD. 1					MOD. 2						
		1	2	3	4	5	6	7	8	9	10	11	12
85832-X42	E	61	61	61	61	61	61	61	61	61	61	61	61
	D	61	61	61	61	61	61	61	61	61	61	61	61
	C	61	61	61	61	61	61	61	61	61	61	61	61
85832-X42LF	B	63	63	63	63	63	63	63	63	63	63	63	63
	A	61	61	61	61	61	61	61	61	61	61	61	61

METRAL P/N	ROW	CONTACT MOD. 1					MOD. 2						
		1	2	3	4	5	6	7	8	9	10	11	12
85832-X43	E	60	60	60	60	60	60	60	60	60	60	60	60
	D	60	60	60	60	60	60	60	60	60	60	60	60
	C	60	60	60	60	60	60	60	60	60	60	60	60
85832-X43LF	B	60	60	60	60	60	60	60	60	60	60	60	60
	A	60	60	60	60	60	60	60	60	60	60	60	60

METRAL P/N	ROW	CONTACT MOD. 1					MOD. 2						
		1	2	3	4	5	6	7	8	9	10	11	12
85832-X44	E	62	62	62	62	62	62	62	62	62	62	62	62
	D	62	62	62	62	62	62	62	62	62	62	62	62
	C	62	62	62	62	62	62	62	62	62	62	62	62
85832-X44LF	B	62	62	62	62	62	62	62	62	62	62	62	62
	A	62	62	62	62	62	62	62	62	62	62	62	62

METRAL P/N	ROW	CONTACT MOD. 1					MOD. 2						
		1	2	3	4	5	6	7	8	9	10	11	12
85832-X45	E	63	63	63	63	63	63	63	63	63	63	63	63
	D	63	63	63	63	63	63	63	63	63	63	63	63
	C	63	63	63	63	63	63	63	63	63	63	63	63
85832-X45LF	B	63	63	63	63	63	63	63	63	63	63	63	63
	A	63	63	63	63	63	63	63	63	63	63	63	63

METRAL P/N	ROW	CONTACT MOD. 1					MOD. 2						
		1	2	3	4	5	6	7	8	9	10	11	12
85832-X46	E	40	40	40	40	40	40	40	40	40	40	40	40
	D	40	40	40	40	40	40	40	40	40	40	40	40
	C	40	40	40	40	40	40	40	40	40	40	40	40
85832-X46LF	B	40	40	40	40	40	40	40	40	40	40	40	40
	A	40	40	40	40	40	40	40	40	40	40	40	40

METRAL P/N	ROW	CONTACT MOD. 1					MOD. 2						
		1	2	3	4	5	6	7	8	9	10	11	12
85832-X47	E	40	40	40	40	40	40	40	40	40	40	40	40
	D	40	40	40	40	40	40	40	40	40	40	40	40
	C	40	40	40	40	40	40	40	40	40	40	40	40
85832-X47LF	B	40	40	40	40	40	40	40	40	40	40	40	40
	A	41	41	41	41	41	41	41	41	41	41	41	41

METRAL P/N	ROW	CONTACT MOD. 1					MOD. 2						
		1	2	3	4	5	6	7	8	9	10	11	12
85832-X48	E	25	25	25	25	25	25	25	25	25	25	25	25
	D	41	41	41	41	41	41	41	41	41	41	41	41
	C	25	25	25	25	25	25	25	25	25	25	25	25
85832-X48LF	B	25	25	25	25	25	25	25	25	25	25	25	25
	A	41	41	41	41	41	41	41	41	41	41	41	41

METRAL P/N	ROW	CONTACT MOD. 1					MOD. 2						
		1	2	3	4	5	6	7	8	9	10	11	12
85832-X49	E	41	41	41	41	41	41	41	41	41	41	41	41
	D	41	41	41	41	41	41	41	41	41	41	41	41
	C	41	41	41	41	41	41	41	41	41	41	41	41
85832-X49LF	B	41	41	41	41	41	41	41	41	41	41	41	41
	A	41	41	41	41	41	41	41	41	41	41	41	41

METRAL P/N	ROW	CONTACT MOD. 1					MOD. 2						
		1	2	3	4	5	6	7	8	9	10	11	12
85832-X50	E	25	25	25	25	25	25	25	25	25	25	25	25
	D	25	25	25	25	25	25	25	25	25	25	25	25
	C	25	25	25	25	25	25	25	25	25	25	25	25
85832-X50LF	B	42	42	42	42	42	42	42	42	42	42	42	42
	A	25	25	25	25	25	25	25	25	25	25	25	25

METRAL P/N	ROW	CONTACT MOD. 1					MOD. 2						
		1	2	3	4	5	6	7	8	9	10	11	12
85832-X51	E	41	41	41	41	41	41	41	41	41	41	41	41
	D	41	41	41	41	41	41	41	41	41	41	41	41
	C	42	42	42	42	42	42	42	42	42	42	42	42
85832-X51LF	B	43	43	43	43	43	43	43	43	43	43	43	43
	A	43	43	43	43	43	43	43	43	43	43	43	43

METRAL P/N	ROW	CONTACT MOD. 1					MOD. 2						
		1	2	3	4	5	6	7	8	9	10	11	12
85832-X52	E	41	41	41	41	41	41	41	41	41	41	41	41
	D	41	41	41	41	41	41	41	41	41	41	41	41
	C	41	41	41	41	41	41	41	41	41	41	41	41
85832-X52LF	B	43	43	43	43	43	43	43	43	43	43	43	43
	A	41	41	41	41	41	41	41	41	41	41	41	41

mat'l code		--		tolerances unless otherwise specified		CUSTOMER		FCI		www.fciconnect.com		
lfr	ecn no.	dr	date	linear	0.X ±0.3	projection	COPY		title		METRAL SIGNAL HEADER	
				angles	.XXX ±.051				2 MOD, 5 ROW PRESS-FIT			
				dr	T. BRUNGARD 11/19/99		product family		METRAL		code	
				eng	M. STRAWSER 11/19/99	scale	size		dwg no		213	
				chr	M. STRAWSER 11/19/99	1:1	A		85832		sheet	
				appd	M. STRAWSER 02/29/00						6	
sheet index	revision	sheet										



This document is the property of and embodies CONFIDENTIAL and PROPRIETARY information of FCI. No part of the information shown on this document may be used in any way or disclosed to others without the written consent of FCI. Copyright FCI.

METRAL P/N	ROW	CONTACT MOD. 1					MOD. 2						
		1	2	3	4	5	6	7	8	9	10	11	12
85832-X53	E	42	42	42	42	42	42	42	42	42	42	42	42
	D	42	42	42	42	42	42	42	42	42	42	42	42
	C	42	42	42	42	42	42	42	42	42	42	42	42
85832-X53LF	B	42	42	42	42	42	42	42	42	42	42	42	42
	A	42	42	42	42	42	42	42	42	42	42	42	42

METRAL P/N	ROW	CONTACT MOD. 1					MOD. 2						
		1	2	3	4	5	6	7	8	9	10	11	12
85832-X54	E	43	43	43	43	43	43	43	43	43	43	43	43
	D	43	43	43	43	43	43	43	43	43	43	43	43
	C	43	43	43	43	43	43	43	43	43	43	43	43
85832-X54LF	B	43	43	43	43	43	43	43	43	43	43	43	43
	A	43	43	43	43	43	43	43	43	43	43	43	43

METRAL P/N	ROW	CONTACT MOD. 1					MOD. 2						
		1	2	3	4	5	6	7	8	9	10	11	12
85832-X55	E	11	11	11	11	11	11	11	11	11	11	11	11
	D	11	11	11	11	11	11	11	11	11	11	11	11
	C	12	12	12	12	12	12	12	12	12	12	12	12
85832-X55LF	B	21	21	21	21	21	21	21	21	21	21	21	21
	A	21	21	21	21	21	21	21	21	21	21	21	21

METRAL P/N	ROW	CONTACT MOD. 1					MOD. 2						
		1	2	3	4	5	6	7	8	9	10	11	12
85832-X56	E	11	11	11	11	11	11	11	11	11	11	11	11
	D	11	11	11	11	11	11	11	11	11	11	11	11
	C	11	11	11	11	11	11	11	11	11	11	11	11
85832-X56LF	B	21	21	21	21	21	21	21	21	21	21	21	21
	A	11	11	11	11	11	11	11	11	11	11	11	11

METRAL P/N	ROW	CONTACT MOD. 1					MOD. 2						
		1	2	3	4	5	6	7	8	9	10	11	12
85832-X57	E	7	7	7	7	7	7	7	7	7	7	7	7
	D	7	7	7	7	7	7	7	7	7	7	7	7
	C	8	8	8	8	8	8	8	8	8	8	8	8
85832-X57LF	B	20	20	20	20	20	20	20	20	20	20	20	20
	A	20	20	20	20	20	20	20	20	20	20	20	20

METRAL P/N	ROW	CONTACT MOD. 1					MOD. 2						
		1	2	3	4	5	6	7	8	9	10	11	12
85832-X58	E	7	7	7	7	7	7	7	7	7	7	7	7
	D	7	7	7	7	7	7	7	7	7	7	7	7
	C	7	7	7	7	7	7	7	7	7	7	7	7
85832-X58LF	B	20	20	20	20	20	20	20	20	20	20	20	20
	A	7	7	7	7	7	7	7	7	7	7	7	7

METRAL P/N	ROW	CONTACT MOD. 1					MOD. 2						
		1	2	3	4	5	6	7	8	9	10	11	12
85832-X59	E	2	2	2	2	2	2	2	2	2	2	2	2
	D	2	2	2	2	2	2	2	2	2	2	2	2
	C	2	2	2	2	2	2	2	2	2	2	2	2
85832-X59LF	B	2	2	2	2	2	2	2	2	2	2	2	2
	A	2	2	2	2	2	2	2	2	2	2	2	2

METRAL P/N	ROW	CONTACT MOD. 1					MOD. 2						
		1	2	3	4	5	6	7	8	9	10	11	12
85832-X60	E	4	4	4	4	4	4	4	4	4	4	4	4
	D	4	4	4	4	4	4	4	4	4	4	4	4
	C	4	4	4	4	4	4	4	4	4	4	4	4
85832-X60LF	B	1	1	1	1	1	1	1	1	1	1	1	1
	A	4	4	4	4	4	4	4	4	4	4	4	4

METRAL P/N	ROW	CONTACT MOD. 1					MOD. 2						
		1	2	3	4	5	6	7	8	9	10	11	12
85832-X61	E	2	2	2	2	2	2	2	2	2	2	2	2
	D	2	2	2	2	2	2	2	2	2	2	2	2
	C	2	2	2	2	2	2	2	2	2	2	2	2
85832-X61LF	B	2	2	2	2	2	2	2	2	2	2	2	2
	A	1	1	1	1	1	1	1	1	1	1	1	1

METRAL P/N	ROW	CONTACT MOD. 1					MOD. 2						
		1	2	3	4	5	6	7	8	9	10	11	12
85832-X62	E	64	64	64	64	64	64	64	64	64	64	64	64
	D	64	64	64	64	64	64	64	64	64	64	64	64
	C	64	64	64	64	64	64	64	64	64	64	64	64
85832-X62LF	B	64	64	64	64	64	64	64	64	64	64	64	64
	A	64	64	64	64	64	64	64	64	64	64	64	64

METRAL P/N	ROW	CONTACT MOD. 1					MOD. 2						
		1	2	3	4	5	6	7	8	9	10	11	12
85832-X63	E	1	1	1	1	1	1	1	1	1	1	1	1
	D	2	2	2	2	2	2	2	2	2	2	2	2
	C	2	2	2	2	2	2	2	2	2	2	2	2
85832-X63LF	B	2	2	2	2	2	2	2	2	2	2	2	2
	A	2	2	2	2	2	2	2	2	2	2	2	2

METRAL P/N	ROW	CONTACT MOD. 1					MOD. 2						
		1	2	3	4	5	6	7	8	9	10	11	12
85832-X64	E	3	3	3	3	3	3	3	3	3	3	3	3
	D	3	3	3	3	3	3	3	3	3	3	3	3
	C	3	3	3	3	3	3	3	3	3	3	3	3
85832-X64LF	B	3	3	3	3	3	3	3	3	3	3	3	3
	A	1	1	1	1	1	1	1	1	1	1	1	1

mat'l code		--		tolerances unless otherwise specified		CUSTOMER		FCI		www.fciconnect.com	
lfr	ecn no.	dr	date	linear	0.XX ±0.13	projection	COPY		title METRAL SIGNAL HEADER		
				angles			METRAL		2 MOD, 5 ROW PRESS-FIT		
				dr	T. BRUNGARD	11/19/99	product family		METRAL		
				eng	M. STRAWSER	11/19/99	size		213		
				chr	M. STRAWSER	11/19/99	scale		7		
				appd	M. STRAWSER	02/29/00	A		85832		
sheet index	revision sheet						1:1				

PRODUCT NUMBER
85832-XXX
85832-XYLFF

NOTES:

- FOR DIM A AND B SEE SHEET 2 AND UP.
- BODY MATERIAL: LIQUID CRYSTAL
POLYMER 30 % GLASS.
FLAME RETARDANT ACC. UL 94-V0.
- PIN MATERIAL:
PHOSPHOR BRONZE.
- PLATING ON PRESS-FIT TAIL:
85832-XXX IS SnPb
85832-XYLFF IS Sn (LEAD FREE)
PLATING ON CONTACT AREA CONFORMS TO PERFORMANCE LEVEL SHOWN IN TABLE BELOW.
- PRODUCT MARKING:
PART NUMBER DESIGNATION & BATCH I.D.
- ALL PRODUCTS WITH PART NUMBERS SHOWN IN SUBSEQUENT TABLES WILL BE PACKAGED IN TUBES. IF TRAY PACKAGING IS REQUIRED, A SUFFIX "P" WILL BE ADDED TO THE END OF THE PART NUMBER. EXAMPLE: XXXX-XXXP
- PRODUCT SPECIFICATION GS-12-180
APPLICATION SPECIFICATION BUS-20-073

PLATING IN CONTACT AREA		NOTES
DASH NUMBER	PERFORMANCE LEVEL	
-N1YY	TELCORDIA CO (NXT)	-
-N5YY	TELCORDIA UE (NXT)	-
-1YY	TELCORDIA CO	-
-2YY	TELECOM CLASS	-
-3YY	IEC CLASS I	-
-5YY	TELCORDIA UE	-
-9YY	TELCORDIA CO	-
-N1YLF	TELCORDIA CO (NXT) IEC CLASS I	SEE NOTE 9
-N5YLF	TELCORDIA UE (NXT)	SEE NOTE 9
-1YLF	TELCORDIA CO IEC CLASS I	SEE NOTE 9
-2YLF	TELECOM CLASS	SEE NOTE 9
-5YLF	TELCORDIA UE	SEE NOTE 9

- AFTER INSERTION INTO CIRCUIT BOARD WITH QUALIFIED TOOL.
- THE PRODUCTS WHERE THE PART NUMBER ENDS IN LF MEET THE EUROPEAN UNION DIRECTIVES AND OTHER COUNTRY REGULATIONS AS DESCRIBED IN GS-22-008.

ALL PRODUCTS EXCEPT THOSE WITH PART NUMBERS CONTAINING (DRAWING NO.)-N1--- OR (DRAWING NO.)-N5-- WILL WITHSTAND EXPOSURE TO 260°C FOR 60 SECONDS IN A CONVECTION, INFRA-RED OR VAPOR PHASE REFLOW OVEN. PART NUMBERS (DRAWING NO.)-N1--- AND (DRAWINGS NO.)-N5-- WILL NOT WITHSTAND REFLOW AND Au CONTACT SURFACE OF THE CONTACTS SHALL BE EXPOSED TO A MAXIMUM 140°C FOR NO LONGER THAN 15 SECONDS IN A WAVE SOLDER APPLICATION.

- REFER TO 89007 FOR OTHER LOAD VARIATIONS.



This document is the property of and embodies CONFIDENTIAL and PROPRIETARY information of FCI. No part of the information shown on this document may be used in any way or disclosed to others without the written consent of FCI. Copyright FCI.

mat'l code		--		tolerances unless otherwise specified		CUSTOMER		FCI		www.fciconnect.com	
lfr	ecm no.	dr	date	linear	0.X ±0.3	projection	COPY	title METRAL SIGNAL HEADER			
T					0.XX ±0.13			2 MOD, 5 ROW PRESS-FIT			
				angles	.XXX ±.051			product family METRAL code			
				dr	T.BRUNGARD 11/19/99	scale		size dwg no 213			
				eng	M.STRAWER 11/19/99	1:1		sheet 8			
				chr	M.STRAWER 11/19/99			85832			
				appd	M.STRAWER 02/29/00			cage code 22526			
sheet index	revision sheet							4			