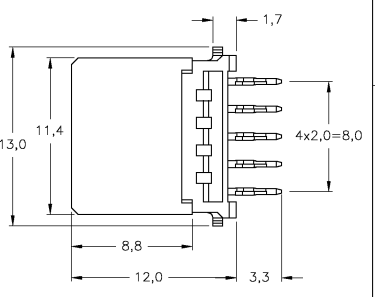
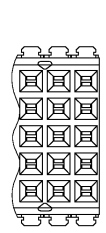
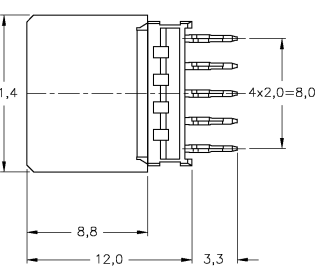
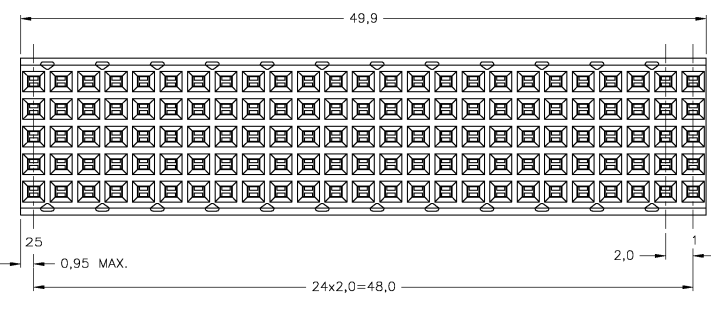
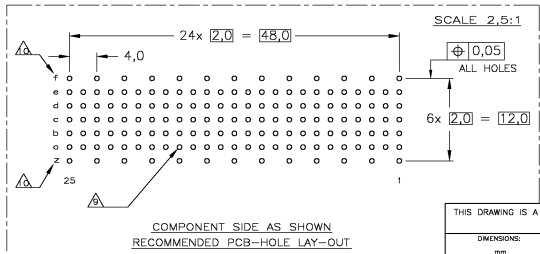


ALTERNATE FORM



- NOTES:
- ▲ MATERIAL CONTACT: PHOSPHORBRONZE  
UL-RATING 94V0 (GRAY)
  - ▲ MATERIAL HOUSING: GLASSFILLED POLYESTER  
UL-RATING 94V0 (GRAY)
  - ▲ GENERAL PLATING SPECIFICATION: UNDERPLATING (ENTIRE CONTACT):  
1.27µm NICKEL MIN. AND ACTION PIN: 0.5µm TIN MIN.  
FOR PLATING OF MATING SURFACES SEE APPLICABLE  
SPECIFICATION REFERENCE FOR EACH DASH NUMBER.
  - ▲ CONFORMS TO ALL TESTING ACCORDING IEC 61076-4-101  
PERFORMANCE LEVEL 2.
  - ▲ CONFORMS TO ALL TESTING ACCORDING IEC 61076-4-101  
PERFORMANCE LEVEL 1.
  - ▲ CONNECTOR TESTED AND QUALIFIED AGAINST TELCORDIA GR-1217-CORE  
QUALITY LEVEL III, CENTRAL OFFICE APPLICATIONS.
  - ▲ CONNECTOR TESTED AND QUALIFIED AGAINST TELCORDIA GR-1217-CORE  
QUALITY LEVEL III, UNCONTROLLED ENVIRONMENT APPLICATIONS.
  - ▲ CONNECTOR LUBRICATED WITH TELCORDIA GR-1217-CORE  
APPROVED LUBRICANT.
  - ▲ CONNECTOR PRINTED WITH PARTNUMBER AND DATECODE.
  - ▲ PLATED-THROUGH HOLES AT 2x2mm SQUARE GRID (125 HOLES).
  - ▲ HOLES IN ROW f AND z FOR POSSIBLE FUTURE USE OF  
GROUND RETURN SHIELD. (SHIELDS NOT YET TOOLED)



P.C.B. HOLE DIM. ACTION PIN  
FOR DETAILS SEE  
APPLICATION SPECIFICATION

|  |  |                             |           |                              |                              |
|--|--|-----------------------------|-----------|------------------------------|------------------------------|
| THIS DRAWING IS A CONTROLLED DOCUMENT. |  | DRW: K.N.KIRAN              | 13AUG2004 |                              | Tyco Electronics Corporation |
| DIMENSIONS: mm                         |  | CHK: B.MOJIB                | 27OCT2004 |                              | 's-Hertogenbosch, 5222AR-32  |
| TO CHANGE UNLESS SPECIFIED             |  | APP'D: B.MOJIB              | 27OCT2004 | PARTNUMBER                   |                              |
| 0 P.L.C. - -                           |  | 108-19082                   |           | Z-PACK 2mm HM TYPE B         |                              |
| 1 P.L.C. - -                           |  | APPLICATION SPEC: 114-19029 |           | 125 POS. VERTICAL FEMALE     |                              |
| 2 P.L.C. - -                           |  | FINISH: -                   |           | CONNECTOR ASSEMBLY           |                              |
| 3 P.L.C. - -                           |  | MATERIAL: -                 |           | RESTRICTED TO                |                              |
| 4 P.L.C. - -                           |  | SCALE: 5:1                  |           | A2 00779 ©-5106774           |                              |
| ANGLE: - -                             |  | CUSTOMER DRAWING            |           | SCALE 5:1 SHEET 1 OF 1 REV B |                              |