

USBR-B-S-F-O-TH



USB-B-S-S-B-SM

USB-B, USBR-B SERIES

STANDARD & RUGGED USB 2.0

SPECIFICATIONS

For complete specifications and recommended PCB layouts see www.samtec.com?USB-B or www.samtec.com?USBR-B

Insulator Material:

High Temperature Thermoplastic

Contact Material:

Phosphor Bronze

Shell Material:

Brass

Plating:

Gold on Contacts, Nickel on Shell, Tin on Tails

Operating Temp Range:

-50°C to +85°C

Current Rating:

1A per contact

Voltage Rating: 30 VAC

Contact Resistance:

30 mΩ max

Cycles:

1500 (maximum number of cycles tested)

Packaging:

Packaged and shipped in Bulk Packaging Trays; Trays suitable for automation are available upon request.

RoHS Compliant: Yes

Lead-Free Solderable:

USB-SM=Yes

USB-TH=Yes

(Wave Solder only)

USBR=Yes (Wave Solder only)

TID Number:

USB-B-S-X-X-TH (60001155)



Minimum 15N withdrawal force

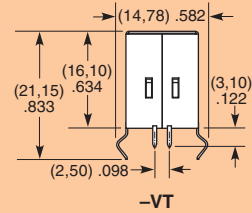
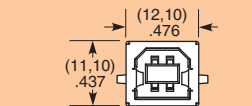
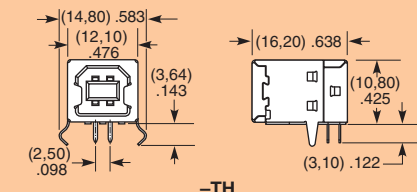
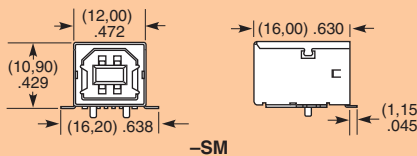
Increased retention option

Through-hole option

TYPE	B	S	PLATING	COLOR	TERMINATION	OTHER OPTION
USB = Standard Connector			-F = Gold Flash on Mating Area, Tin on Tails	-B = Black (USB only)	-TH = Through-hole	-TR = Tape and Reel Packaging (-SM only)
USBR = Increased Retention Connector (Complies with Class 1, DIV II minimum withdrawal requirement of 15N.)			-S = 30µ" (0,76µm) Gold on Mating Area, Tin on Tails	-W = White (USB only)	-SM = Surface Mount	
				-O = Orange (USBR only)	-VT = Vertical Top Entry (USBR Series only)	

MATING / UNMATING FORCE (100 CYCLES)

SERIES	MATING	UNMATING
USB	5.3 (23,59N)	6.1 (27,15N)
USBR	11.8 (52,51N)	11.5 (51,18N)



Due to technical progress, all designs, specifications and components are subject to change without notice.

WWW.SAMTEC.COM