

FCJ Electronic Components Inc. is a registered trademark of FCJ Electronic Components Inc. All rights reserved. Reproduction or dissemination of this document without written consent of FCJ Electronic Components Inc. is prohibited.

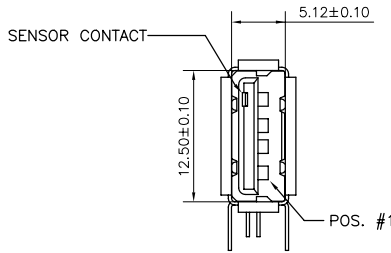
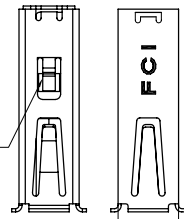
PRODUCT NO.  
73725

PRODUCT NUMBER CODE

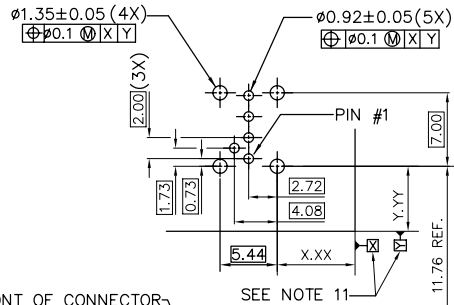
- 73725-X X X X LF
- HOUSING COLOR OPTION
    - 0-WHITE
    - 1-BLACK
  - SENSOR CONTACT OPTION
    - 0-WITH SENSOR CONTACT
    - 1-WITHOUT SENSOR CONTACT
  - SHIELD PLATING OPTION
    - 1- 2.5µm MINIMUM TIN/LEAD OVER 1.25µm MINIMUM NICKEL UNDERPLATE (HOLD DOWN STYLE "A")
    - 2- 1.25µm MINIMUM NICKEL UNDERPLATED & 2.5 µm MINIMUM TIN/LEAD PLATED ON HOLD DOWN ONLY (HOLD DOWN STYLE "B")
    - 3- 1.25µm MINIMUM NICKEL UNDERPLATED & 2.5 µm MINIMUM TIN/LEAD PLATED ON HOLD DOWN ONLY (HOLD DOWN STYLE "A")
    - 4- 2.5µm MINIMUM TIN/LEAD OVER 1.25µm MINIMUM NICKEL UNDERPLATE (HOLD DOWN STYLE "B")
    - 5- 2.5µm MINIMUM TIN/LEAD ON HOLD DOWN OVER 1.25µm MINIMUM NICKEL UNDERPLATE (HOLD DOWN STYLE "A")
    - 6- 1.25µm MINIMUM NICKEL ONLY (HOLD DOWN STYLE "A")
    - 7- 1.25µm MINIMUM NICKEL UNDERPLATED & 2.5 µm MINIMUM MATTE TIN PLATED (HOLD DOWN STYLE "A")
    - 8- 1.25µm MINIMUM NICKEL UNDERPLATED & 2.5 µm MINIMUM MATTE TIN PLATED (HOLD DOWN STYLE "B")
    - 9- 1.25µm MINIMUM NICKEL UNDERPLATED & 2.5 µm MINIMUM MATTE TIN PLATED (HOLD DOWN STYLE "D")
    - S- 1.25µm MINIMUM NICKEL ONLY, STYLE A HIGH PERFORMANCE MATERIAL FOR 12,000 DURABILITY CYCLES WITH SPECIAL LOCKING FEATURE
    - A- 1.25µm MINIMUM NICKEL UNDERPLATED & 2.5 µm MINIMUM TIN/LEAD PLATED ON HOLD DOWN ONLY (HOLD DOWN STYLE "B") FOR 6,000 DURABILITY CYCLES WITH SPECIAL LOCKING FEATURE
  - TERMINAL PLATING OPTION
    - 0-50µ" NI UNDERPLATE; 30µ" GXT CONTACT AREA
    - 100µ" TIN/LEAD TAIL AREA; TAIL LENGTH: 2.29
    - 1-50µ" NI UNDERPLATE; 30µ" GXT CONTACT AREA
    - 100µ" TIN TAIL AREA; TAIL LENGTH: 3.71

- LEAD FREE OPTION  
THE PLATING WILL CHANGE,  
SEE NOTE 9
- PACKAGING OPTION  
B - TUBE  
R - TAPE&REEL

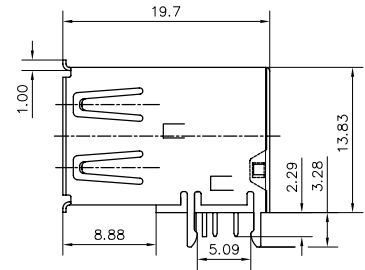
LOCKING FEATURE FOR 73725-XXAXBLF ONLY



WITH SENSOR CONTACT



PC BOARD MOUNTING DIMENSIONS FOR 5 PIN



FOR 73725-XOXOB HOLD DOWN STYLE "A"

NOTES:

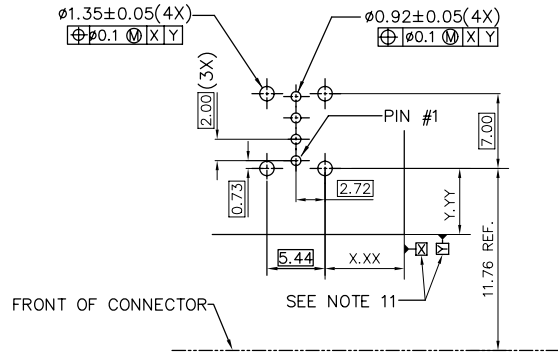
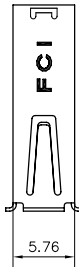
1. MATERIAL:  
CONTACTS: COPPER ALLOY  
SHIELD: COPPER ALLOY  
HOUSING: UL 94V-0 THERMOPLASTIC, COLOR: SEE PRODUCT CODE
2. PLATING: CONTACTS: GOLD FLASH OVER  
FALLADIUM NICKEL (0.76µm MINIMUM) IN CONTACT AREA; 2.5 µm TIN-LEAD MINIMUM IN SOLDER TAIL AREA.  
1.27 µm MINIMUM NICKEL UNDERPLATE OVER ALL SURFACES.  
SHIELD: SEE PRODUCT NUMBER CODE.
- ③ DATUMS & BASIC DIMENSIONS TO BE DETERMINED BY CUSTOMER
4. RECOMMENDED PCB BOARD THICKNESS IS 1.00 ~ 1.60mm EXCEPT 73725-1191BLF; 73725-1191BLF CAN BE USED FOR THE PCB BOARD THICKNESS 2.30 ~ 2.65mm.
- ⑤ MAXIMUM PANEL THICKNESS TO BE 2.67mm IF MOUNTED BEHIND PANEL
6. METAL SHELL SLIVER 0.20 MAX.
7. NI PLATING DOES NOT COMPLY WITH THE USB STANDARDS (TO BE CONTINUED)

mat'l code		tolerance unless otherwise specified		CUSTOMER COPY		FCJ www.fcjconnect.com	
rev.	ecm no.	dr	date	linear	.00 ± .30	projection	title
AB	N09-0202	R.B	2009/06/25		.00 ± .20		USB UP-RIGHT RECEIPT
AC	N10-0128	A.ZH	05/14/2010	angles	.000 ± 0.10		
					± 2'		
		dr	PAMP	5/20/97	unit	mm	product family USB
		engr	R Y LIU	5/20/97	scale	A3	size
		chr	R Y LIU	5/20/97			dwg no.
		app'd	JENN TSAO	5/20/97			73725
sheet	revision	AC					code
index	sheet	1-4					NT
							1 OF 4

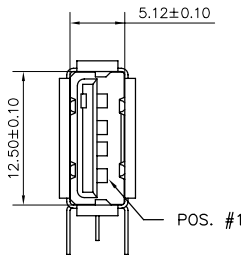
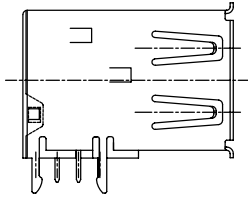
PRODUCT NO.  
73725

(CONTINUED)

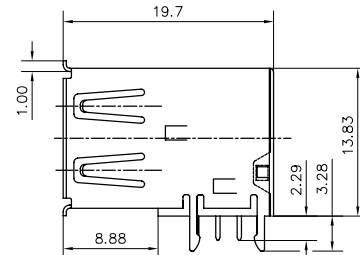
6. P/N'S WITH SUFFIX "LF" ARE LEAD FREE P/N'S
7. FOR LEAD FREE P/N, THE PRODUCT MEET EUROPEAN UNION DIRECTIVES AND OTHER COUNTRY REGULATION AS DESCRIBED IN GS-22-008
8. FOR THE PRODUCTS WITH THE METAL SHELL PLATING NICKEL AND MATTE SN CAN WITHSTAND EXPOSURE TO 260°C PEAK TEMPERATURE FOR 40 SECONDS IN A CONVECTION, INFRA-RED OR VAPOR PHASE REFLOW PROCESS; FOR THE PRODUCTS WITH METAL SHELL PLATING BRIGHT SN OR SEMI-BRIGHT SN CAN'T WITHSTAND REFLOW AND JUST CAN WITHSTAND EXPOSURE TO 260°C PEAK TEMPERATURE FOR 10 SECONDS IN WAVE SOLDERING PROCESS.
9. FOR ALL LEAD FREE P/N'S, CHANGE TIN/LEAD PLATING TO PURE TIN PLATING
10. THE PRODUCT CAN BE USED FOR PIP PROCESS
11. DATUM OF CUSTOMER'S PCB LAYOUT.



PC BOARD MOUNTING DIMENSIONS FOR 4 PIN



WITHOUT SENSOR CONTACT



FOR 73725-X1X0B

mat'l code		tolerance unless otherwise specified		CUSTOMER COPY		FCJ www.fcjconnect.com	
rev.	ecn no.	dr	date	linear	$0 \pm .30$	projection	title USB UP-RIGHT RECEIPT
AC	N10-0128	A.ZH	05/14/2010		$.00 \pm .20$		
				angles	$.000 \pm .010$	product family USB	code TWN
				dr	PETER PAM 9/4/97		
				enr	R Y LIU 9/4/97	scale	dwg no. 73725
				chr	R Y LIU 9/4/97		
				appd	JENN TSAO 9/4/97		
sheet	revision						
index	sheet						

PDM: Rev:AC

STATUS: Released

Printed: Jul 26, 2010

Tous droits strictement réservés. Reproduction ou communication à des tiers sans autorisation écrite du propriétaire.  
 All rights strictly reserved. Reproduction or issue to third parties in any form without written authority from the proprietor.  
 Copyright BERG ELECTRONICS BV

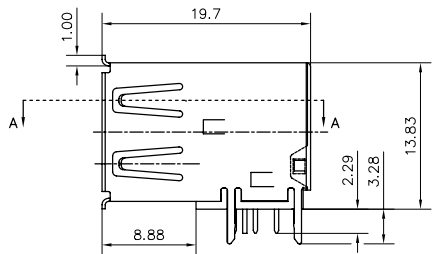
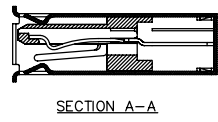
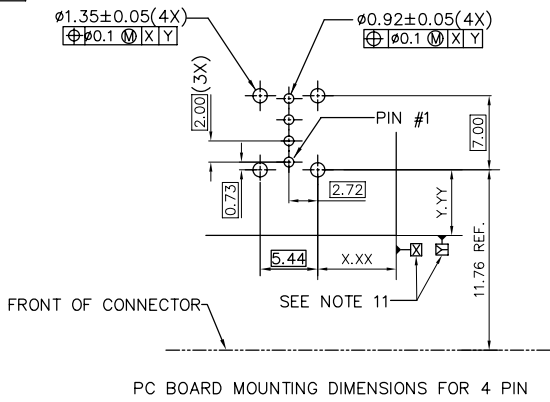


Tous droits strictement réservés. Reproduction ou communication sans l'avis écrit du propriétaire. Toute réimpression sans autorisation écrite du propriétaire. Property of FCJ ELECTRONICS. Copyright FCJ ELECTRONICS. All rights strictly reserved. Reproduction or communication without the written authority of the proprietor. Copyright FCJ ELECTRONICS.

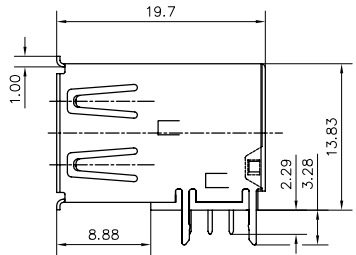


All rights strictly reserved. Reproduction or communication without the written authority of the proprietor. Property of FCJ ELECTRONICS. Copyright FCJ ELECTRONICS.

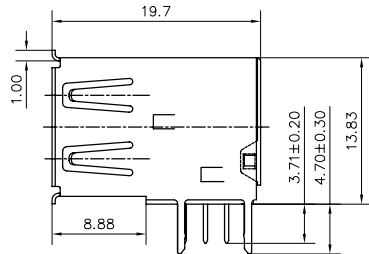
PRODUCT NO.  
73725



WITH SENSOR CONTACT  
FOR 73725-X0X0B  
HOLD DOWN STYLE "B"



WITHOUT SENSOR CONTACT  
FOR 73725-X1X0B  
HOLD DOWN STYLE "B"



WITHOUT SENSOR CONTACT  
FOR 73725-X191XLF  
HOLD DOWN STYLE "D"

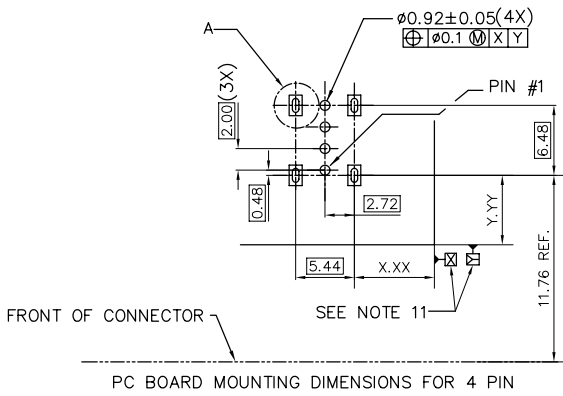
mat'l code		tolerance unless otherwise specified		CUSTOMER COPY		FCJ www.fcjconnect.com	
rev.	ecn no.	dr	date	linear	.0 ± .30	projection	title USB UP-RIGHT RECEPT
AC	N10-0128	A.ZH	05/14/2010		.00 ± .20		
				angles	.000± 0.10		product family USB
					± 2'		
		dr	PETER	5/20/97	unit	mm	code
		enagr	JOHN WEN	5/20/97	size	A.3	TWN
		chr	JOHN WEN	5/20/97	scale	73725	sheet
		appd	JENN TSAO	5/20/97			3 OF 4
sheet revision							
index sheet							

Tous droits réservés. Toute réimpression, reproduction ou communication sans autorisation écrite de BERG ELECTRONICS, Inc. est formellement interdite.

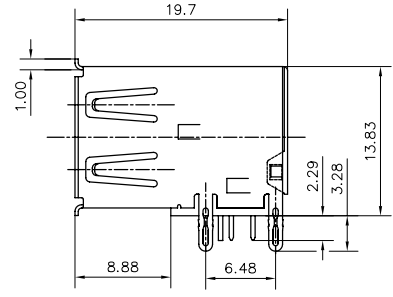


All rights reserved. Reproduction or issue to third parties in any form without the written authority from the proprietor. Property of BERG ELECTRONICS, Inc. Copyright BERG ELECTRONICS, Inc.

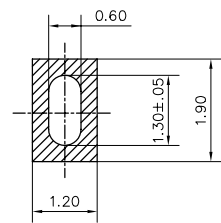
PRODUCT NO.  
73725



PC BOARD MOUNTING DIMENSIONS FOR 4 PIN



WITHOUT SENSOR CONTACT  
FOR 73725-X1X0B  
HOLD DOWN STYLE "C"



DETAIL A 5 : 1

mat'l code		tolerance unless otherwise specified		CUSTOMER COPY		FCI www.fciconnect.com	
rev.	ecn no.	dr	date	linear	.0 ± .30	projection	title USB UP-RIGHT RECEPT
AC	N10-0128	A.ZH	05/14/2010		.00 ± .20		
				angles	.000 ± 0.10		product family USB
				dr	± 2°		
				engr	PETER 01/12/99	unit	TWN
				chr	R Y LIU 01/12/99	mm	size 4 OF 4
				appd	JENN TSAO 01/12/99	scale	
sheet	revision						
index	sheet						

PDM: Rev:AC STATUS: Released Printed: Jul 26, 2010