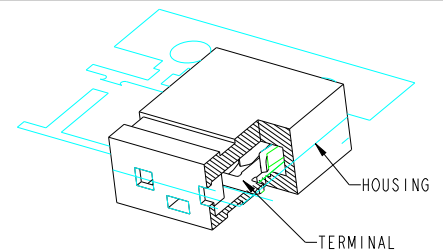


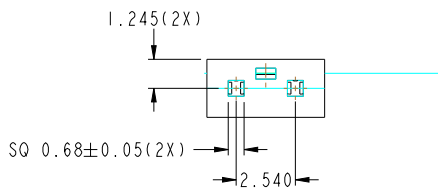
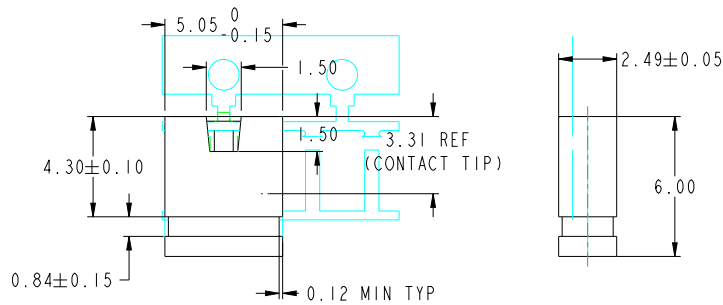
PRODUCT NO	PLATING
63429-1Y2	0.38µm/15µ" Au CONTACT. Au FLASH ALL OVER 1.27µm/50µ" Ni
63429-2Y2	0.76µm/30µ" Au CONTACT. Au FLASH ALL OVER 1.27µm/50µ" Ni
63429-3Y2	2.54µm/100µ" TIN/LEAD OVER 1.27µm/50µ" Ni
63429-4Y2	0.08µm/3µ" Au FLASH OVER 1.27µm/50µ" Ni

PRODUCT NO	PLATING
63429-1Y2LF SEE NOTE 6	0.38µm/15µ" Au CONTACT. Au FLASH ALL OVER 1.27µm/50µ" Ni
63429-2Y2LF SEE NOTE 6	0.76µm/30µ" Au CONTACT. Au FLASH ALL OVER 1.27µm/50µ" Ni
63429-4Y2LF SEE NOTE 6	0.08µm/3µ" Au FLASH OVER 1.27µm/50µ" Ni

Y	HSG COLOR	HOUSING MATERIAL $\triangle G$
Y = 0	WHITE	30% GLASS FILLED POLYESTER (SEE NOTE 4)
Y = 1	BLACK	30% GLASS FILLED POLYESTER (SEE NOTE 4)
Y = 2	YELLOW	30% GLASS FILLED POLYESTER (SEE NOTE 4)
Y = 3	BLUE	30% GLASS FILLED POLYESTER (SEE NOTE 4)
Y = 4	BLACK	30% GLASS FILLED LCP (SEE NOTE 5)



- NOTE:
- $\triangle G$ MATERIAL HOUSING & COLOR: REFER TO TABLE.
FLAME RETARDANT PER UL 94V-0
TERMINAL : PHOSPHOR BRONZE
 - PLATING : REFER TO TABLE
 - TECHNICAL REQUIREMENTS:
INSERTION FORCE : 12 NEWTONS (2.7 LB) MAX. PER CONNECTOR.
WITHDRAWL FORCE : 2 NEWTONS (0.45 LB) MIN. PER CONNECTOR.
(MATE WITH 0.635MM SQ. PIN 2.54MM PITCH HEADER)
 - THE HOUSING WILL WITHSTAND EXPOSURE TO 200°C PEAK TEMPERATURE FOR 10 SECONDS IN A CONVECTION, INFRA-RED OR VAPOR PHASE REFLOW OVEN.
 - THE HOUSING WILL WITHSTAND EXPOSURE TO 260°C PEAK TEMPERATURE FOR 10 SECONDS IN A CONVECTION, INFRA-RED OR VAPOR PHASE REFLOW OVEN.
 - THIS PRODUCT MEETS EUROPEAN UNION DIRECTIVES AND OTHER COUNTRY REGULATIONS AS DESCRIBED IN GS-22-008.
 - A $\triangle G$ SYMBOL WILL BE NEXT TO ANY DIMENSION, VIEW OR NOTE WHICH HAS BEEN MODIFIED WITH THE CURRENT DRAWING REVISION.



spec ref	tolerance std	TOLERANCES UNLESS OTHERWISE SPECIFIED
ISO 406		0.X ±0.35
ISO 1101		0.XX ±0.25
		0.XXX ±0.10
ISO 1302	angular A	±3°

dr	Louis Ng	201010/11	projection	MM	size	A3	scale	6:1
eng	Andrew Yong	201102/10			ecn no	ELK-0-00201-1		
chr					product family	JUMPER	rel level	Released
appr					dwg no	63429	rev	G
www.fci.com		cat. no.	PRODUCT - CUSTOMER DRW		sheet 1 of 1			

Prod File - Rev C - 2009-08-09

1

2

3

PDS: Rev :G

STATUS:Released

Printed: Feb 10, 2011

Copyright FCI