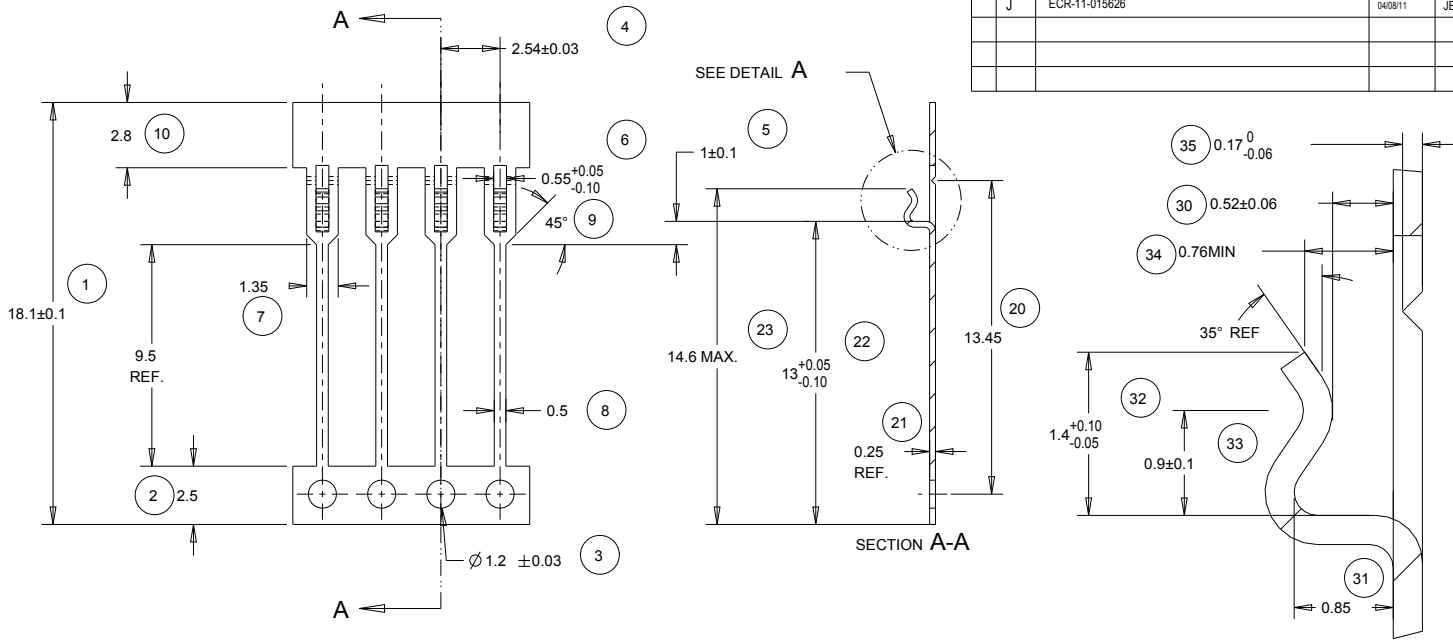
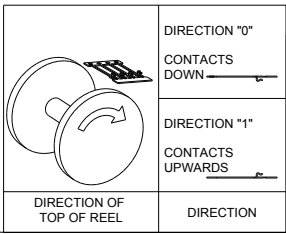
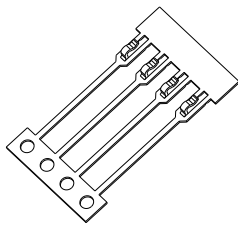


LOC	DIST	REVISIONS			
P	LTR	DESCRIPTION	DATE	DWN	APVD
J		ECR-11-015626	04/08/11	JB	MG



NOTE
 BOWING: AFTER UPPER TIE BAR REMOVAL- 1.5mm MAX. FOR 500mm
 PITCH: AFTER UPPER TIE BAR REMOVAL- 2.54±0.127



THIS DRAWING IS A CONTROLLED DOCUMENT.

DIMENSIONS:	TOLERANCES UNLESS OTHERWISE SPECIFIED:
mm	0 PLC ±
	1 PLC ±
	2 PLC ±0.05
	3 PLC ±
	4 PLC ±
ANGLES	±0.5
MATERIAL	SEE ABOVE.
FINISH	-

1	Ni & Sn	1544222-3
0	Ni & Sn	1544222-2
0	Sn	1544222-1
REELING	FINISH	PART NUMBER
04/08/11	04/08/11	04/08/11
DWN J.BRIGHT CHK M.GREENER APVD D.PENNINGTON		TE Connectivity SIL CONTACT
SIZE	CAGE CODE	DRAWING NO
A3	00779	C-1544222
WEIGHT	-	-
CUSTOMER DRAWING	SCALE NTS	SHEET 1 OF 1 REV J