




Specification Status: Released

Electrical Rating

Voltage: 16V MAX
Current: 100A MAX

Insulating Material:
Cured, Flame Retardant Epoxy Polymer
meets UL94 V-0 Requirements

Lead Material:
20 AWG Tin Plated Copper
(0.81mm [0.032] nom. diameter)

Marking:
 Manufacturer's Mark and Voltage
 GF700 — Part Identification
 □□□□ — Lot Identification (can be on back)

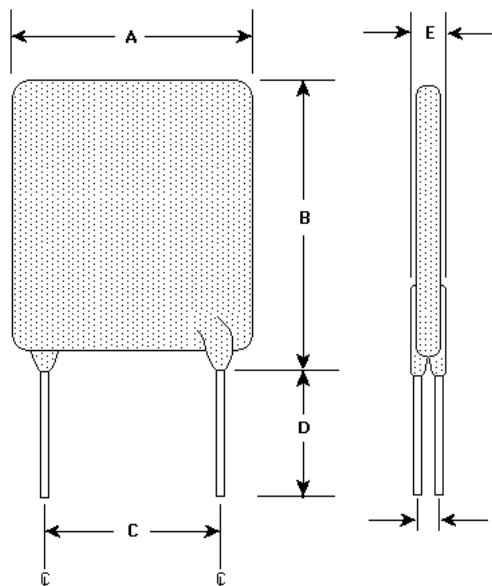


TABLE I. DIMENSIONS:

	A		B		C		D		E		F
	MIN	MAX	MIN	MAX	MIN	MAX	MIN	MAX	MIN	MAX	TYP
mm:	10.2	11.2	14.7	19.7	4.3	5.8	7.6	-	2.0	3.0	1.2
in*:	(0.40)	(0.44)	(0.58)	(0.78)	(0.17)	(0.23)	(0.30)	-	(0.08)	(0.12)	(0.05)

*Rounded off approximation

TABLE II. PERFORMANCE RATINGS:

I HOLD RATED CURRENT	CURRENT RATINGS		INITIAL RESISTANCE VALUES		TIME TO TRIP	R ₁ MAX 1 HR. POST TRIP RESISTANCE STANDARD TRIP	TRIPPED-STATE POWER DISSIPATION
AMPS AT 25°C HOLD	AMPS AT 25°C HOLD	AMPS AT 25°C TRIP	OHMS AT 25°C MIN MAX		SECONDS AT 25°C, 35A MAX	OHMS AT 25°C MAX	WATTS AT 25°C TYP
7.0	7.0	11.9	0.0077	0.0131	3.5	0.0200	3.0

Agency Recognitions: UL, CSA, TUV.
 Reference Documents: PS300
 Precedence: This specification takes precedence over documents referenced herein.
 Effectivity: Reference documents shall be the issue in effect on the date of invitation for bid.
 CAUTION: Operation beyond the rated voltage or current may result in rupture, electrical arcing or flame.

Materials Information

ROHS Compliant

ELV Compliant

Pb-Free

Directive 2002/95/EC Compliant

Directive 2000/53/EC Compliant

