


R-C SNUBBER NOISE AND ARC SUPPRESSOR



SPECIFICATIONS

1. **R-C Value:** 0.1 μ f, 47 Ω 1/2 Watt (\pm 30%)
2. **Max. Line Voltage:** 250 V rms or 250 VDC
3. **Frequency:** DC to 62 Hz
4. **Peak Pulse Voltage:** 1200 V max.

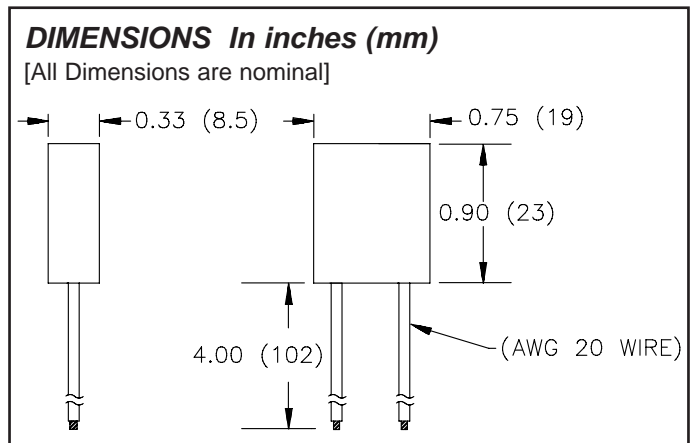
UL recognized component
 (Okaya Electric America, Inc. PN# XEB0471, UL-1414, File # E47474)

ORDERING INFORMATION

MODEL NO.	DESCRIPTION	PART NUMBER
SNUB	R-C Snubber Inductive Load Suppressor	SNUB0000

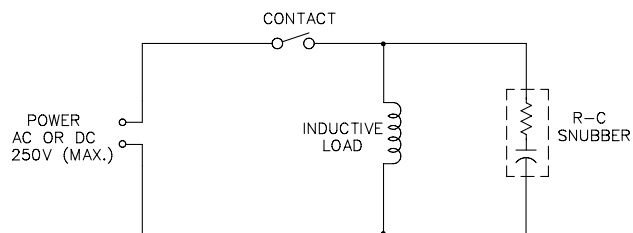
GENERAL DESCRIPTION

The R-C Snubber is intended to suppress the "inductive kick" from motors, solenoids or relay coils. High energy noise spikes are generated whenever current is interrupted through an inductive load. These noise spikes may interfere with associated equipment causing erratic operation and may also accelerate relay contact wear. Applied across an inductive load, the R-C snubber suppresses the noise spikes and extends contact life.



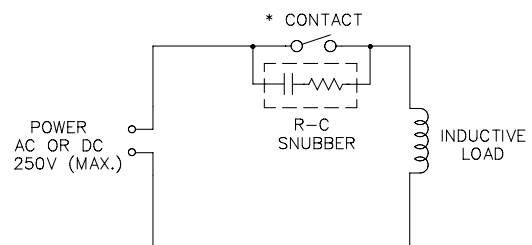
APPLICATION

The R-C snubber inductive load suppressor should be applied as shown below. Placing the suppressor across the contact in many cases can work as well, but for maximum effect, it is best to place the suppressor directly



Preferred Application

across the load. All inductive loads in a system should be suppressed in this manner to avoid mutual interference. The suppressors are effective in both AC and DC circuits.



Alternate Application

* Use a snubber across all contacts in the load circuit.