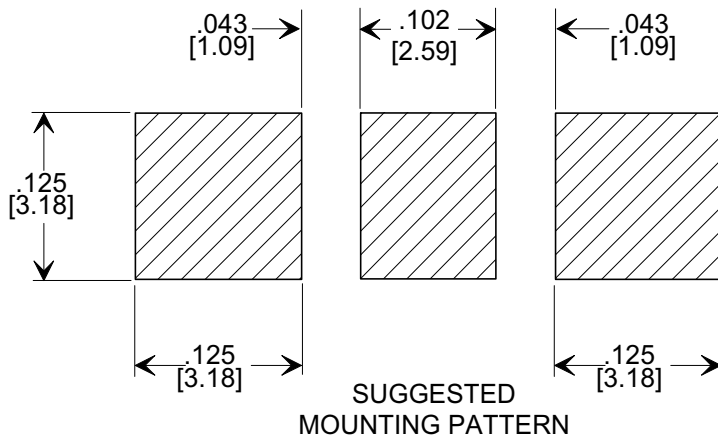
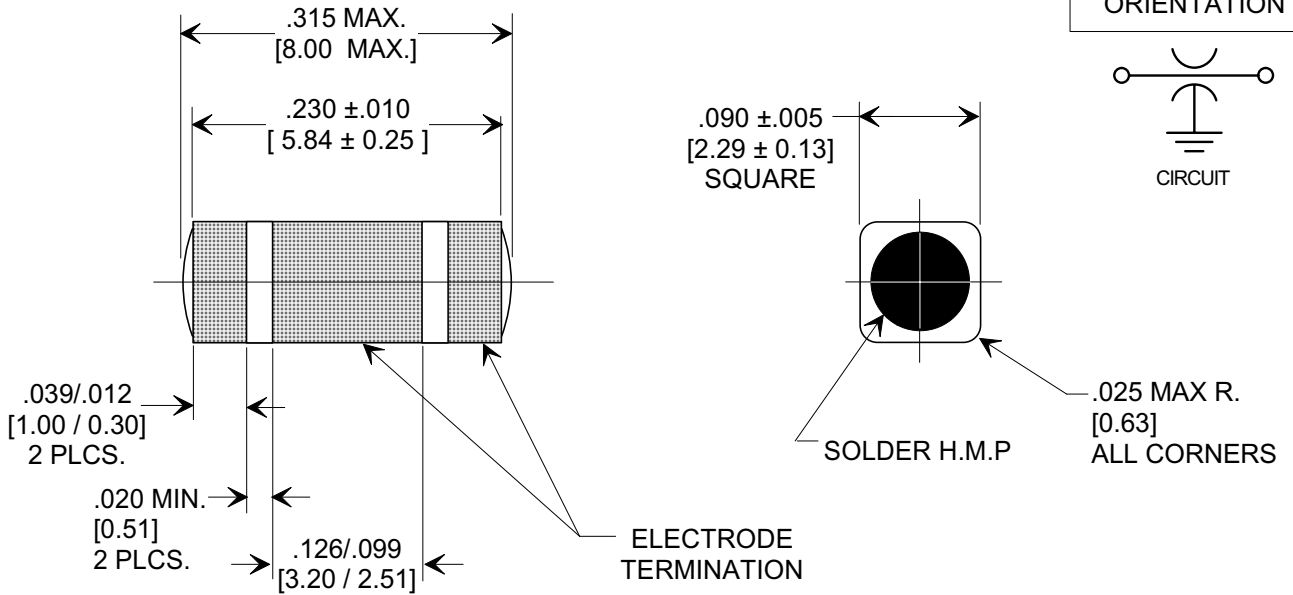
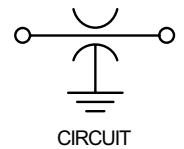
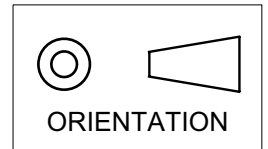


MARKETING SALES DRAWING

DIMENSIONS IN INCHES - DO NOT SCALE THIS DRAWING
 DIMENSIONS IN METRIC []

Electrical Testing
 per Tusonix standard
 test plans and Mil-Std-202
 Test Methods.



NOTES:

1. INDUCTANCE TO BE 0.1 H MINIMUM.
2. PACKAGE: BULK OR BLISTER TAPE TO IEC-60286-3 TYPE II AND EIA-481-A.
3. TUSONIX STANDARD PART NUMBER: 4702-005.
 TUSONIX RoHS COMPLIANT PART NUMBER: 4702-005 LF.
 CUSTOMER MUST SPECIFY STANDARD OR RoHS PART NUMBER WHEN ORDERING.
4. ELECTRODE TERMINATION: STANDARD PART #: 60/40 SOLDER PLATED. RoHS PART #: MATTE TIN.
5. PART MARKING: STANDARD PART: NO MARKING. RoHS PART: LABELED ON PACKAGING ONLY.

CAP.	TOLERANCE	WVDC		TEST VOLTAGE	I.R. MIN. @ 100 (VDC.)	I _{DC}	ELECTRODE TERMINATION	TYPICAL NO LOAD INSERTION LOSS dB AT 25°C PER MIL-STD-220		
		85°C	125°C					10 MHZ	100 MHZ	1 GHZ
4000 pF	+80% / -20%	100	----	300 VDC	10 G	20 A	SOLDER	15	30	45

X-2015 Rev-0 REVISION RECORD Original Release C.O. WAS SK8060-STYLE. S.M. 04-22-02 20020418-4-11 RELOCATED MOUNTING PATTERN L.E. 07-09-02 20020709-2-06 ADDED INSERTION LOSS COLUMN. S.M. 04-08-03 20030407-1-06 REVISED DRAWING. S.M. 06-23-03 20030619-2-17 INSERTION LOSS 100 MHZ WAS 55 & 1 GHZ WAS 70. S.M. 11-29-04 20041129-2-01 ADDED NOTES 3-5. S.M. 07-01-05 20050629-1-04	--TOLERANCES-- Unless Otherwise Specified		Title SURFACE MOUNT SQUARE STYLE "C" FILTER 20 AMPS	
	DECIMAL ± .005 [0.13]	Drawn L.E. 03-01-02		Scale 7 X
	ANGLES ±	Approved B.M. 03-01-02		
	TUSONIX TUCSON, ARIZONA		A	4702-005