



RBO 5-T-F

Order No.: 3058169




<http://eshop.phoenixcontact.de/phoenix/treeViewClick.do?UID=3058169>

Feed-through terminal block with bolt connection method, cross section: 0.1 - 6 mm², AWG: 26 - 10, width 13 mm, color: gray

Commercial data	
GTIN (EAN)	 4 046356 500364
sales group	A006
Pack	50 pcs.
Customs tariff	85369010
Catalog page information	Page 531 (CL1-2011)

Product notes

WEEE/RoHS-compliant since:
03/06/2009



<http://www.download.phoenixcontact.com>
Please note that the data given here has been taken from the online catalog. For comprehensive information and data, please refer to the user documentation. The General Terms and Conditions of Use apply to Internet downloads.

Technical data	
General	
Number of levels	1
Number of connections	2
Color	gray
Insulating material	PA
Inflammability class acc. to UL 94	V0

Dimensions

Width	13 mm
Length	79.9 mm
Height	39.70 mm

Technical data

Maximum load current	50 A (with 10 mm ² conductor cross section)
Rated surge voltage	8 kV
Pollution degree	3
Surge voltage category	III
Insulating material group	I
Connection in acc. with standard	IEC 60947-7-1
Nominal current I _N	50 A
Nominal voltage U _N	800 V (with open 630 V disconnect point)
Open side panel	ja

Connection data

Conductor cross section solid min.	0.1 mm ²
Conductor cross section solid max.	10 mm ²
Conductor cross section stranded min.	0.1 mm ²
Conductor cross section stranded max.	10 mm ²
Conductor cross section AWG/kcmil min.	26
Conductor cross section AWG/kcmil max	8
Connection method	Bolt connection
Screw thread	M5
Tightening torque, min	2 Nm
Tightening torque max	2.2 Nm

Certificates / Approvals

Certification

UL

Accessories

Item	Designation	Description
Assembly		
3022218	CLIPFIX 35	Snap-on end bracket, for 35 mm NS 35/7.5 or NS 35/15 DIN rail, can be fitted with Zack strip ZB 8 and ZB 8/27, terminal strip marker KLM 2 and KLM, width: 9.5 mm, color: gray
1201442	E/UK	End clamp, for assembly on NS 32 or NS 35/7.5 DIN rail
0801762	NS 35/ 7,5 CU UNPERF 2000MM	DIN rail, material: Copper, unperforated, height 7.5 mm, width 35 mm, length: 2 m
0801733	NS 35/ 7,5 PERF 2000MM	Tragschiene, Material: Stahl verzinkt und dickschichtpassiviert, gelocht, Höhe 7,5 mm, Breite 35 mm, Länge: 2000 mm
0801681	NS 35/ 7,5 UNPERF 2000MM	DIN rail, material: Steel, unperforated, height 7.5 mm, width 35 mm, length: 2 m
1201756	NS 35/15 AL UNPERF 2000MM	Tragschiene, profil-gezogen, hohe Ausführung, ungelocht 1,5 mm dick, Material: Aluminium, Höhe 15 mm, Breite 35 mm, Länge 2000 mm
1201895	NS 35/15 CU UNPERF 2000MM	DIN rail, material: Copper, unperforated, 1.5 mm thick, height 15 mm, width 35 mm, length: 2 m
1201730	NS 35/15 PERF 2000MM	Tragschiene, Material: Stahl verzinkt und dickschichtpassiviert, gelocht, Höhe 15 mm, Breite 35 mm, Länge: 2000 mm
1201714	NS 35/15 UNPERF 2000MM	DIN rail, material: Steel, unperforated, height 15 mm, width 35 mm, length: 2 m
1201798	NS 35/15-2,3 UNPERF 2000MM	DIN rail, material: Steel, unperforated, 2.3 mm thick, height 15 mm, width 35 mm, length: 2 m
2770215	TS-KK 3	Separating plate, Length: 14 mm, Height: 16 mm, Color: gray
General		
3059139	AP RSC-T	Cover profile, for covering terminal strips, directly snapped onto RBO... and RSC... test disconnect terminal blocks. Length supplied: 1 m
3059346	D-RSC 5-T-F	End cover
3059126	FB 10-13	Fixed bridge, Number of positions: 10, Color: silver
3059663	FB 10-13 ISO	Bridge bar isolator, Number of positions: 10, Color: silver
Marking		
0829131	ZB 13:UNBEDRUCKT	Markers for 13 mm clamping width
0829133	ZBF 13:UNBEDRUCKT	Markers for 13 mm clamping width
Tools		
1205082	SZS 1,2X8,0 VDE	Screwdriver, bladed, VDE insulated, size: 1.2 x 8.0 x 175 mm, 2-component grip, with non-slip grip

Diagrams/Drawings

Circuit diagram



Address

PHOENIX CONTACT Inc., USA
586 Fulling Mill Road
Middletown, PA 17057, USA
Phone (800) 888-7388
Fax (717) 944-1625
<http://www.phoenixcon.com>



© 2011 Phoenix Contact
Technical modifications reserved;