

LMX5453

Micro-Module Integrated Bluetooth®2.0 Baseband Controller and Radio

1.0 General Description

The LMX5453 is a highly integrated Bluetooth 2.0 compliant solution. The integrated baseband controller and 2.4 GHz radio combine to form a complete, small form-factor (6.1 mm x 9.1 mm x 1.2 mm) Bluetooth node.

The on-chip memory, ROM, and Patch RAM provide lowest cost and minimize design risk with the flexibility of firmware upgrades.

The firmware supplied in the on-chip ROM supports a complete Bluetooth Link Manager and HCI with communication through a UART or USB interface. This firmware features point-to-point and point-to-multipoint link management, supporting data rates up to 723 kbps.

The radio employs an integrated antenna filter and switch to minimize the number of external components.

The radio has a heterodyne receiver architecture with a low intermediate frequency (IF), which enables the IF filters to be integrated on-chip. The transmitter uses direct IQ-modulation with Gaussian-filtered bit-stream data, a voltage-controlled oscillator (VCO) buffer, and a power amplifier.

The LMX5453 module is lead free and RoHS (Restriction of Hazardous Substances) compliant. For more information on those quality standards, please visit our green compliance website at <http://www.national.com/quality/green/>

2.0 New Features

The LMX5453 is a drop in replacement for the LMX5452. The LMX5453 has new features added:

- eSCO
- eSCO over USB HCI transport
- Enhanced scatternet
- Interlaced scan
- Flushing
- Audio PCM slave mode support
- Generic PCM configuration

3.0 Applications

- Mobile Handsets
- USB Dongles
- Stereo Headsets
- Personal Digital Assistants
- Personal Computers
- Automotive Telematics

4.0 Features

- Compliant with the Bluetooth 2.0 Core Specification
- Better than -80 dBm input sensitivity
- Class 2 operation
- Low power consumption
- Accepts external clock or crystal input:
 - Clocking option 12/13 MHz with PLL bypass mode for power reduction
 - 10-20 MHz external clock or crystal network
 - Secondary 32.768 kHz oscillator for low-power modes
 - Advanced power management features
- High integration:
 - Implemented in 0.18 μm CMOS technology
 - RF includes on-chip antenna filter and switch
- On-chip firmware with complete HCI
- Embedded ROM (200K) and Patch RAM (16.6K) memory
- Up to 7 Asynchronous Connection Less (ACL) links
- Support for two simultaneous voice or Extended Synchronous Connection Oriented (eSCO) and Synchronous Connection Oriented (SCO) and links
- Enhanced scatternet
- Interlaced scan
- Flushing
- Audio PCM slave mode support
- Generic PCM configuration
- Fractional-N Sigma/Delta modulator
- Operating voltage range 2.5–3.6V

Bluetooth® is a registered trademark of Bluetooth SIG, Inc. and is used under license by National Semiconductor Corporation.
MICROWIRE™ is a trademark of National Semiconductor Corporation.

4.0 Features (Continued)

- I/O voltage range 1.6–3.6V
- 60-pad micro-module BGA package (6.1 mm x 9.1 mm x 1.2 mm)

5.0 Interfaces

- Full-duplex UART supporting transfer rates up to 921.6 kbps including baud rate detection for HCI
- Full speed (12 Mbps) USB 2.0 for HCI
- ACCESS.bus and SPI/Microwire for interfacing with external non-volatile memory
- Advanced Audio Interface (AAI) for interfacing with external 8-kHz PCM codec
- Up to 3 GPIO port pins (OP4/PG4, PG6, PG7) controllable by HCI commands

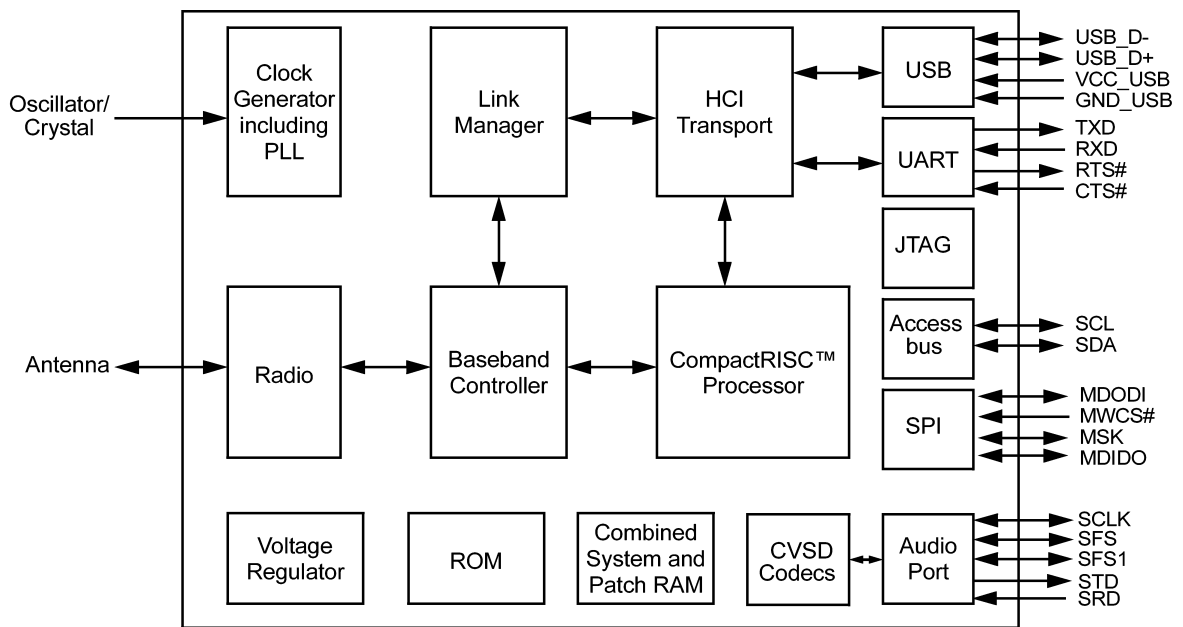
- JTAG based serial on-chip debug interface
- Single Rx/Tx-pad radio interface

6.0 Ordering Information

Order Number	Spec.	Shipment Method
LMX5453SM	NOPB (Note 1)	320 pcs Tray
LMX5453SMX	NOPB (Note 1)	2500 pcs Tape & Reel

Note 1: NOPB = No Pb (No Lead)

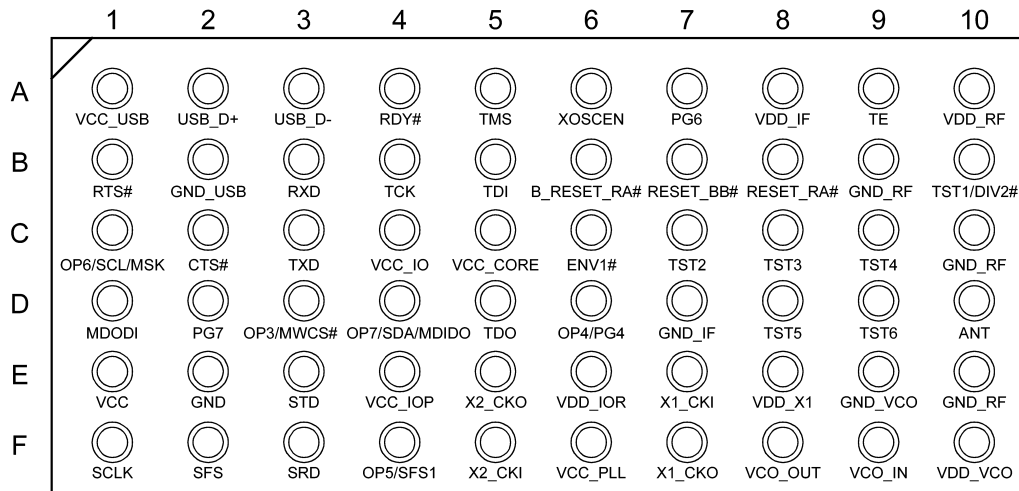
7.0 Functional Block Diagram



20180501

8.0 Connection Diagram

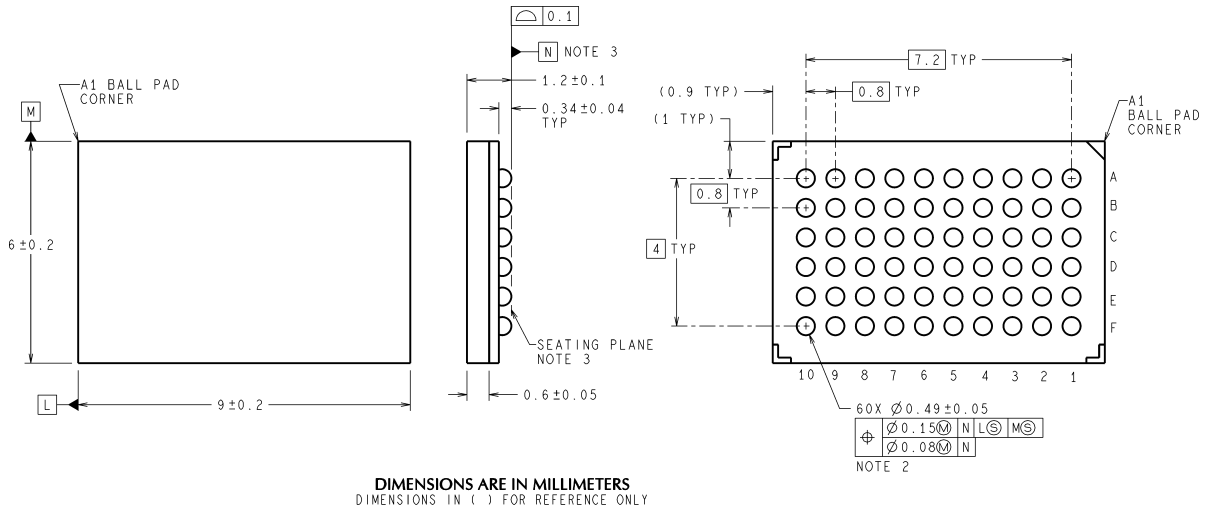
FBGA, Plastic, Laminate, 9x6x1.2mm, 60 Ball, 0.8mm Pitch Package (SLF60A)



X-ray - Top View

20180502

9.0 Physical Dimensions inches (millimeters) unless otherwise noted



SLF60A (Rev A)

FBGA, Plastic, Laminate, 9x6x1.2mm, 60 Ball, 0.8mm Pitch Package
NS Package Number SLF60A

National does not assume any responsibility for use of any circuitry described, no circuit patent licenses are implied and National reserves the right at any time without notice to change said circuitry and specifications.

For the most current product information visit us at www.national.com.

LIFE SUPPORT POLICY

NATIONAL'S PRODUCTS ARE NOT AUTHORIZED FOR USE AS CRITICAL COMPONENTS IN LIFE SUPPORT DEVICES OR SYSTEMS WITHOUT THE EXPRESS WRITTEN APPROVAL OF THE PRESIDENT AND GENERAL COUNSEL OF NATIONAL SEMICONDUCTOR CORPORATION. As used herein:

1. Life support devices or systems are devices or systems which, (a) are intended for surgical implant into the body, or (b) support or sustain life, and whose failure to perform when properly used in accordance with instructions for use provided in the labeling, can be reasonably expected to result in a significant injury to the user.
2. A critical component is any component of a life support device or system whose failure to perform can be reasonably expected to cause the failure of the life support device or system, or to affect its safety or effectiveness.

BANNED SUBSTANCE COMPLIANCE

National Semiconductor manufactures products and uses packing materials that meet the provisions of the Customer Products Stewardship Specification (CSP-9-111C2) and the Banned Substances and Materials of Interest Specification (CSP-9-111S2) and contain no "Banned Substances" as defined in CSP-9-111S2.

Leadfree products are RoHS compliant.



National Semiconductor
Americas Customer
Support Center
Email: new.feedback@nsc.com
Tel: 1-800-272-9959

National Semiconductor
Europe Customer Support Center
Fax: +49 (0) 180-530 85 86
Email: europe.support@nsc.com
Deutsch Tel: +49 (0) 69 9508 6208
English Tel: +44 (0) 870 24 0 2171
Français Tel: +33 (0) 1 41 91 8790

National Semiconductor
Asia Pacific Customer
Support Center
Email: ap.support@nsc.com

National Semiconductor
Japan Customer Support Center
Fax: 81-3-5639-7507
Email: jpn.feedback@nsc.com
Tel: 81-3-5639-7560

www.national.com