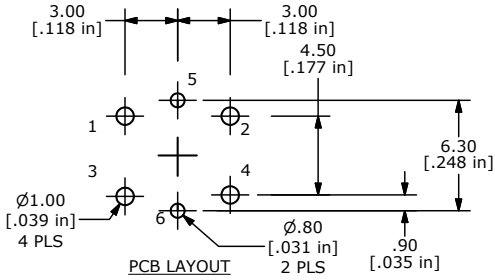
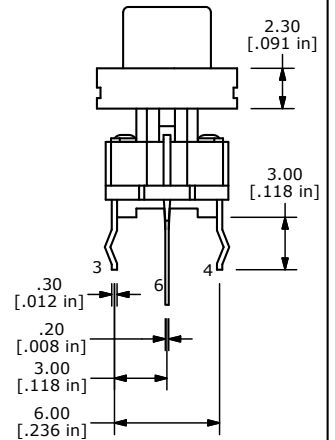
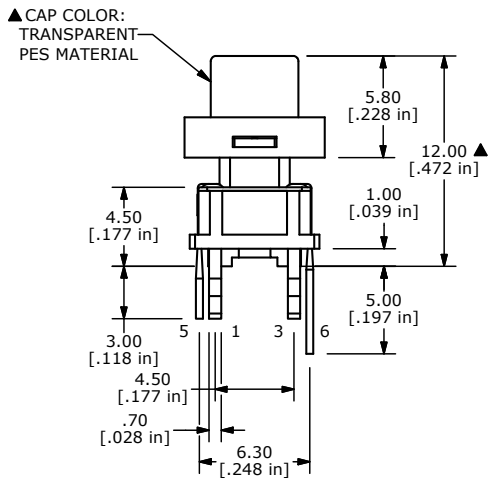
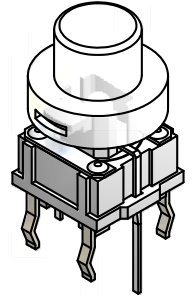
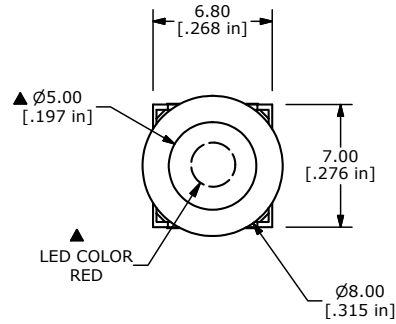


CIRCUIT: SPST ▲



PCB LAYOUT

- NOTES:
1. ALL DIMENSIONS IN MM
 2. GENERAL TOLERANCE: X.X=±0.4
X.XX=±0.25
 3. RATING: 50mA, 12VDC
 - ▲4. TRAVEL: 0.2 ±0.1
 5. OPERATING FORCE: 160±50gf
 6. CONTACT RESISTANCE: 100m-Ohms MAX
 7. CONTACT MATERIAL: SILVER
 8. OPERATING LIFE: 500,000 CYCLES
 9. INSULATION RESISTANCE: 100M-Ohms MIN
 10. DIELECTRIC STRENGTH: 500VDC FOR 1 MINUTE
 - ▲11. LED COLOR: RED
 12. OPERATING TEMPERATURE: -20° C TO 70° C
 13. 2002/95/EC (ROHS) COMPLIANT
 14. ▲DENOTES CRITICAL PARAMETER



▲ LED SPECS	UNITS	RED LED
FORWARD CURRENT	mA	20
FORWARD VOLTAGE	V	1.95 TYP. - 2.5 MAX
LUMINOUS INTENSITY	mcd	1,800



TITLE TL1265RQSCLR

A	19986	RELEASE FOR PRODUCTION	6/8/11	BGL
REV	PCR NO	DESCRIPTION	DATE	BY

THE INFORMATION CONTAINED IN THIS DOCUMENT IS PROPRIETARY TO E-SWITCH AND IS NOT TO BE COPIED OR TRANSFERRED

SCALE	DATE	DR	DWG	REV
3:1	6/8/2011	BGL	B200024	A