

True RMS AC Current Transducer

DIN RAIL / PANEL MOUNT, TRUE RMS



Single Element - 0.79" Window
0.5 to 150 AAC Input Range



Two Element - 0.26" Window
0.5 to 30 AAC Input Range



Three Element - 0.26" Window
0.5 to 30 AAC Input Range

The **CR4100** Series True RMS Current Transducers and Transmitters are designed for applications where AC current waveforms are not purely sinusoidal. More precise and accurate than other transducers, these devices are ideal in chopped wave and phase fired control systems.

Applications

Phase fired controlled heaters
Quickly varying motor loads
Chopped wave form drivers
Harmonic currents

Features

35mm DIN Rail or Panel Mount
Available with 0 - 5 VDC or 4 - 20 mADC outputs
24 VDC powered
Use with external current transformers
Highest precision available
Connection diagram printed on case

Regulatory Agencies

Approved to UL3111-1, First Edition, Amendment 2
Approved to CAN/CSA-C22.2, No. 1010.1-92
Meets requirement of IEC 61010-1 and BS EN 61010-1



All single element current transducers are available in split core design.
Simply put an "S" at the end of the prefix*
* UL Recognition Pending

□ Add suffix for input range

- .5** - 0-.5 AAC *
- 5** - 0- 5 AAC *
- 10** - 0-10 AAC *
- 15** - 0-15 AAC *
- 20** - 0-20 AAC *
- 25** - 0-25 AAC *
- 30** - 0-30 AAC *
- 40** - 0-40 AAC
- 50** - 0-50 AAC
- 75** - 0-75 AAC
- 100** - 0-100 AAC
- 150** - 0-150 AAC

other ranges available

PART NUMBERS

CR4110(S)	-	Single element with 0 - 5 VDC output (split core design)
CR4111(S)	-	Single element with 0 - 10 VDC output (split core design)
CR4120(S)	-	Single element with 4 - 20 mADC output (split core design)
CR4150	-	Two element with 0 - 5 VDC output *
CR4160	-	Two element with 4 to 20 mADC output *
CR4170	-	Three element with 0 - 5 VDC output *
CR4180	-	Three element with 4 - 20 mADC output *

*Two and three element transducers are available only in ranges of 0.5 to 30 AAC



Another HUNTINGTON ELECTRIC Company

CR Magnetics, Inc. 3500 Scarlet Oak Blvd. St. Louis MO USA 63122 V: 636-343-8518 F: 636-343-5119

Web: <http://www.crmagnetics.com>

E-mail: sales@crmagnetics.com

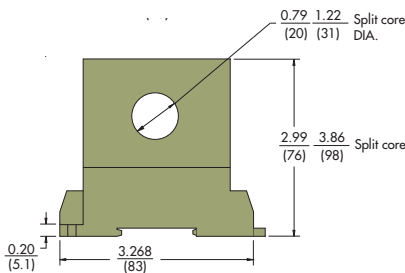
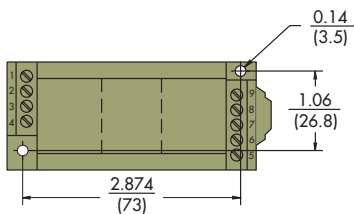
Transducers

True RMS AC Current Transducer

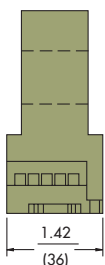
DIN RAIL / PANEL MOUNT, TRUE RMS

SPECIFICATIONS

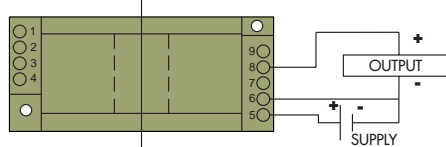
Basic Accuracy:.....	0.5%	Response Time:.....	250 ms max. 0-90%
Calibration:.....	True RMS Sensing	FS Relative Humidity:.....	80% for temperatures up to 31°C and decreasing linearly to 50% at 40°C
Thermal Drift:.....	500 PPM/°C	Torque Specs:.....	3.0 inch lbs. (0.4Nm)
Operating Temperature:.....	0°C to +60°C	Weight:.....	0.5 lbs.
Installation Category:.....	CAT II	Supply Current:	
Pollution Degree:.....	2	CR4110/11.....	Typical 15mA Max 25mA
Insulation Voltage:.....	2500 VDC	CR4120.....	Typical 25mA Max 40mA
Altitude:.....	2000 meter max.	CR4150.....	Typical 25mA Max 75mA
Frequency Range:.....	20 Hz - 5 KHz	CR4160.....	Typical 40mA Max 70mA
MTBF:.....	Greater than 100 K hours	CR4170.....	Typical 20mA Max 60mA
Cleaning:.....	Water-dampened cloth	CR4180.....	Typical 55mA Max 110mA
Supply Voltage:.....	24 VDC ± 10%	CR4110S.....	Typical 15mA Max 25mA
Output Load:.....	4-20 mA DC - 0 to 300 0-5 VDC - 2K Ω or Greater	CR4120S.....	Typical 25mA Max 40mA



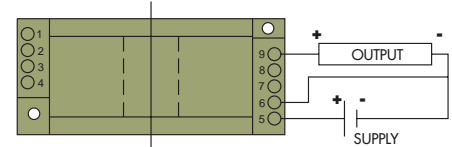
1 hole: 0.79(20) Dia. for CR4110 & 4120 (shown)
 2 holes: 0.26(6.5) Dia. for CR4150 & 4160
 3 holes: 0.26(6.5) Dia. for CR4170 & 4180



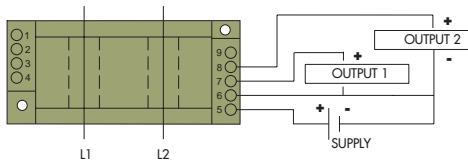
OUTLINE DRAWING



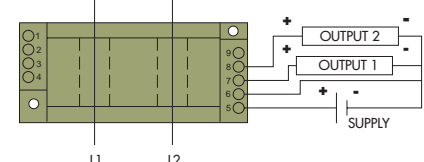
CR4110 One Element 0 - 5 VDC Output



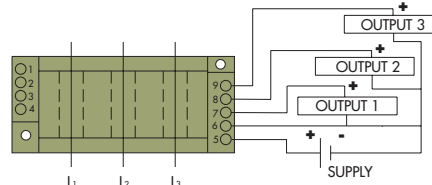
CR4120 One Element 4 - 20 mA DC Output



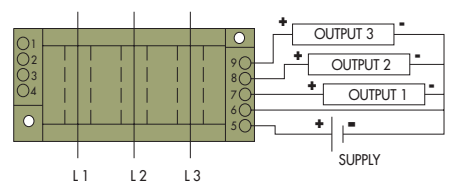
CR4150 Two Element 0 - 5 VDC Output



CR4160 Two Element 4 - 20 mA DC Output



CR4170 Three Element 0 - 5 VDC Output



CR4180 Three Element 4 - 20 mA DC Output

CONNECTION DIAGRAM

NOTE: The building installation must have a switch or circuit-breaker that is in close proximity and within easy reach of the operator. The switch or circuit breaker shall be marked as the disconnecting device for the equipment.



Another HUNTINGTON ELECTRIC Company

CR Magnetics, Inc. 3500 Scarlet Oak Blvd. St. Louis MO USA 63122 V: 636-343-8518 F: 636-343-5119

Web: <http://www.crmagnetics.com>

E-mail: sales@crmagnetics.com

Transducers