

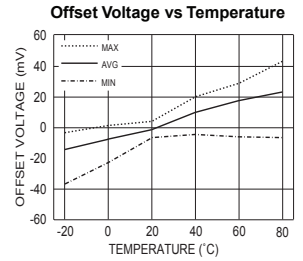
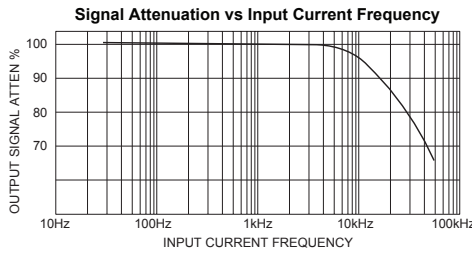
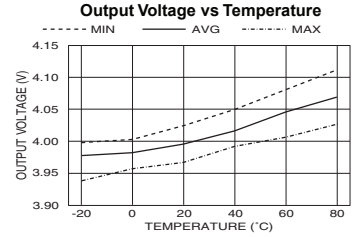
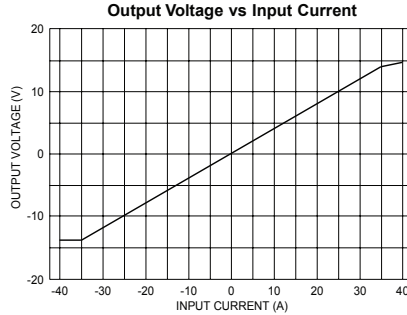
**Pin Assignments**

Pin#	1	+15V
	2	-15V
	3	Output
	4	0V
	5	Input (+)
	6	Output (-)

**Mounting Hole Dimensions**

Model	ØA	ØB
SCD03PAR	0.7	1.2
SCD05PAR	1.0	1.5
SCD10PAR	1.2	1.7
SCD15PAR	1.5	2.0
SCD20PAR	1.8	2.3

**Characteristics of SCD10PAR**



**Ordering Information**

SCD□□ PAR

Current Rating:  
 03: 3A  
 05: 5A  
 10: 10A  
 15: 15A  
 20: 20A

Input Voltage:  
 A: ±15VDC  
 B: ±12VDC  
 S: ±12VDC  
 T: ±5VDC  
 U: +5VDC

Input Current Polarity:  
 N: +(DC only)  
 R: ± (bipolar)

**SPECIFICATIONS**

(Vcc = ±15v, R<sub>L</sub> = 10kΩ, T<sub>a</sub> = 25°C)

Model	SCD03PAR	SCD05PAR	SCD10PAR	SCD15PAR	SCD20PAR
Rated Current	±3A	±5A	±10A	±15A	±20A
Linearity Range	±9A	±15A	±30A	±45A	±60A
Output Voltage	±4V ±1% @ Rated Current				
Zero Current Offset Voltage	0V ±30mV max. (after demagnetization)				
Output Voltage Linearity	± 0.5 % @ rated current				
Supply Voltage	±15V ±5%				
Max Current Consumption	±25mA max.				
Response	3 μS typ. @ 50 Amp/Turns/μS				
Output V Temp Char	± 0.1%/°C max. @ rated current				
Zero Current Offset V Temp Char	± 1.5mV/°C max.				
Hysteresis	15mV max. @ rated current to 0A				
Primary Overcurrent	10X rated current, 50 mS, no damage				
Withstand Voltage	2000 VAC, 50/60Hz, 1 minute between primary coil & terminal				
Insulation Resistance	500 VDC between primary coil & terminal				
Operating Temp	-10° to 75° C				
Storage Temp	-30 to 90°C				



20050 SW 112th Ave.  
 Tualatin, OR 97062  
 Phone: 503-612-2300  
 800-275-4899  
 Fax: 503-612-2383  
 Website: www.cui.com

TITLE:	current sensor	REV:	A
PART NO.	SCDXXPAR	UNITS:	MM
DRAWN BY:	JRH	APPROVED BY:	
SCALE:			

REV.	DESCRIPTION	DATE
A	NEW DRAWING	05/15/2009