

- In accordance with IEC 61185
- For SMPS transformers with optimum weight/performance ratio at small volume
- ETD cores are supplied as single units

**Magnetic characteristics (per set)**

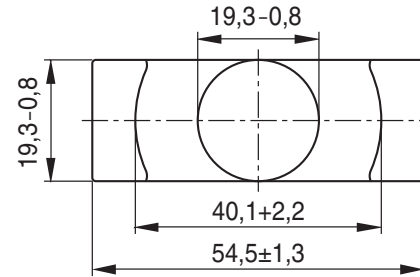
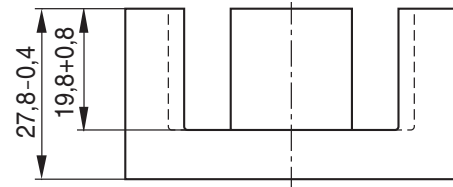
$$\Sigma/A = 0,45 \text{ mm}^{-1}$$

$$l_e = 127 \text{ mm}$$

$$A_e = 280 \text{ mm}^2$$

$$A_{\min} = 280 \text{ mm}^2$$

$$V_e = 35\,600 \text{ mm}^3$$

**Approx. weight 180 g/set**


FEK0065-W

**Ungapped**

Material	$A_L$ value nH	$\mu_e$	$A_{L1\min}$ nH	$P_V$ W/set	Ordering code
N27	4200 + 30/- 20 %	1510	3470	< 6,66 (200 mT, 25 kHz, 100 °C)	B66395-G-X127
N87	4450 + 30/- 20 %	1600	3470	< 21,00 (200 mT, 100 kHz, 100 °C)	B66395-G-X187
N97 <sup>1)</sup>	4600 + 30/- 20 %	1650	3470	< 18,00 (200 mT, 100 kHz, 100 °C)	B66395-G-X197

**Gapped**

Material	$g$ mm	$A_L$ value approx. nH	$\mu_e$	Ordering code ** = 27 (N27) = 87 (N87)
N27,	0,20 ± 0,02	1377	496	B66395-G200-X1**
N87	1,00 ± 0,05	393	141	B66395-G1000-X1**
	1,50 ± 0,05	287	103	B66395-G1500-X1**
	2,00 ± 0,05	229	82	B66395-G2000-X1**

The  $A_L$  value in the table applies to a core set comprising one ungapped core (dimension  $g = 0$ ) and one gapped core (dimension  $g > 0$ ).

1) Preliminary data

**Calculation factors** (for formulas, see “*E cores: general information*”, page 382)

Material	Relationship between air gap – $A_L$ value		Calculation of saturation current			
	$K1$ (25 °C)	$K2$ (25 °C)	$K3$ (25 °C)	$K4$ (25 °C)	$K3$ (100 °C)	$K4$ (100 °C)
N27	393	– 0,779	658	– 0,847	615	– 0,865
N87	393	– 0,779	630	– 0,796	603	– 0,873

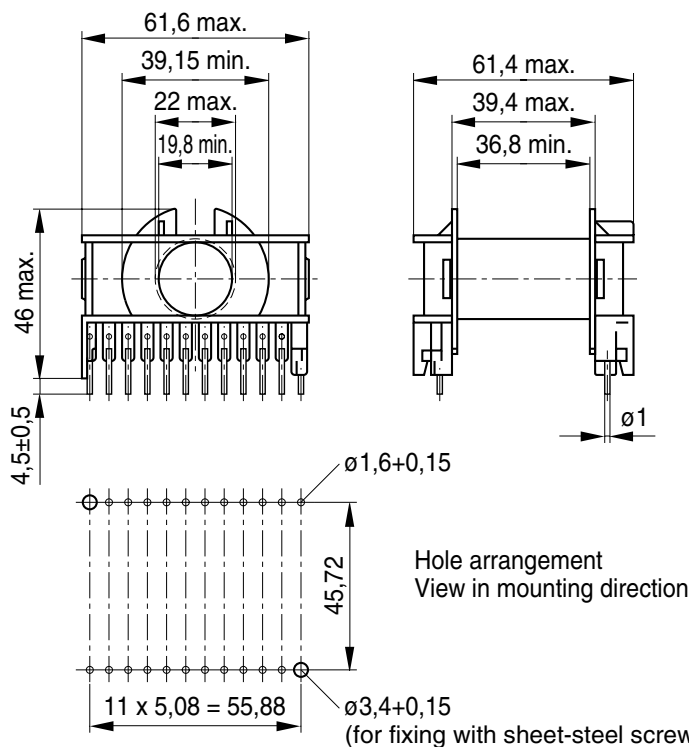
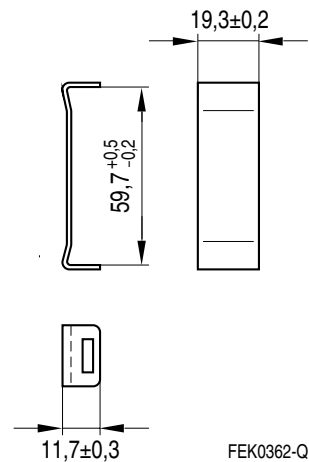
Validity range:      $K1, K2: 0,10 \text{ mm} < s < 3,50 \text{ mm}$   
                            $K3, K4: 140 \text{ nH} < A_L < 1390 \text{ nH}$

**Coil former**

Material: GFR polyterephthalate, UL 94 V-0, insulation class to IEC 60085:  
 B66396A:  $F \triangleq$  max. operating temperature 155 °C, color code black  
 (Pocan B4235; [E 41613 (M)]; Bayer)  
 B66396W:  $H \triangleq$  max. operating temperature 180 °C, color code black  
 (Rynite FR530; [E 69578 (M)]; E I DUPONT DE NEMOURS & CO INC)  
 Solderability: to IEC 60068-2-20, test Ta, method 1 (aging 3): 235 °C, 2 s  
 Resistance to soldering heat: to IEC 60068-2-20, test Tb, method 1B: 350 °C, 3.5 s  
 Winding: see data book 2001, *Processing Notes*, page 158

**Yoke** Material: Stainless spring steel (0.4 mm)

Sections	$A_N$ mm <sup>2</sup>	$l_N$ mm	$A_R$ value $\mu\Omega$	Pins	Ordering code
1	315.6	96	10.5	22	B66396A1022T001 B66396W1022T001
Yoke (ordering code per piece, 2 are required)					B66396A2000

**Coil former**

**Yoke**


FEK0362-Q

© EPCOS AG 2001. Reproduction, publication and dissemination of this brochure and the information contained therein without EPCOS' prior express consent is prohibited.  
 Purchase orders are subject to the General Conditions for the Supply of Products and Services of the Electrical and Electronics Industry recommended by the ZVEI (German Electrical and Electronic Manufacturers' Association), unless otherwise agreed.

**Herausgegeben von EPCOS AG**

**Marketing Kommunikation, Postfach 80 17 09, 81617 München, DEUTSCHLAND**

© EPCOS AG 2000. Alle Rechte vorbehalten. Vervielfältigung, Veröffentlichung, Verbreitung und Verwertung dieser Broschüre und ihres Inhalts ohne ausdrückliche Genehmigung der EPCOS AG nicht gestattet.

Mit den Angaben in dieser Broschüre werden die Bauelemente spezifiziert, keine Eigenschaften zugesichert. Bestellungen unterliegen den vom ZVEI empfohlenen Allgemeinen Lieferbedingungen für Erzeugnisse und Leistungen der Elektroindustrie, soweit nichts anderes vereinbart wird.

Diese Broschüre ersetzt die vorige Ausgabe.

Fragen über Technik, Preise und Liefermöglichkeiten richten Sie bitte an den Ihnen nächstgelegenen Vertrieb der EPCOS AG oder an unsere Vertriebsgesellschaften im Ausland.

Bauelemente können aufgrund technischer Erfordernisse Gefahrstoffe enthalten. Auskünfte darüber bitten wir unter Angabe des betreffenden Typs ebenfalls über die zuständige Vertriebsgesellschaft einzuholen.

**Published by EPCOS AG**

**Marketing Communications, P.O. Box 80 17 09, 81617 Munich, GERMANY**

© EPCOS AG 2000. All Rights Reserved. Reproduction, publication and dissemination of this brochure and the information contained therein without EPCOS' prior express consent is prohibited.

The information contained in this brochure describes the type of component and shall not be considered as guaranteed characteristics. Purchase orders are subject to the General Conditions for the Supply of Products and Services of the Electrical and Electronics Industry recommended by the ZVEI (German Electrical and Electronic Manufacturers' Association), unless otherwise agreed.

This brochure replaces the previous edition.

For questions on technology, prices and delivery please contact the Sales Offices of EPCOS AG or the international Representatives.

Due to technical requirements components may contain dangerous substances. For information on the type in question please also contact one of our Sales Offices.