

DWG NO. 001-09043 2 APPLICABLE TO VERSIONS M & P

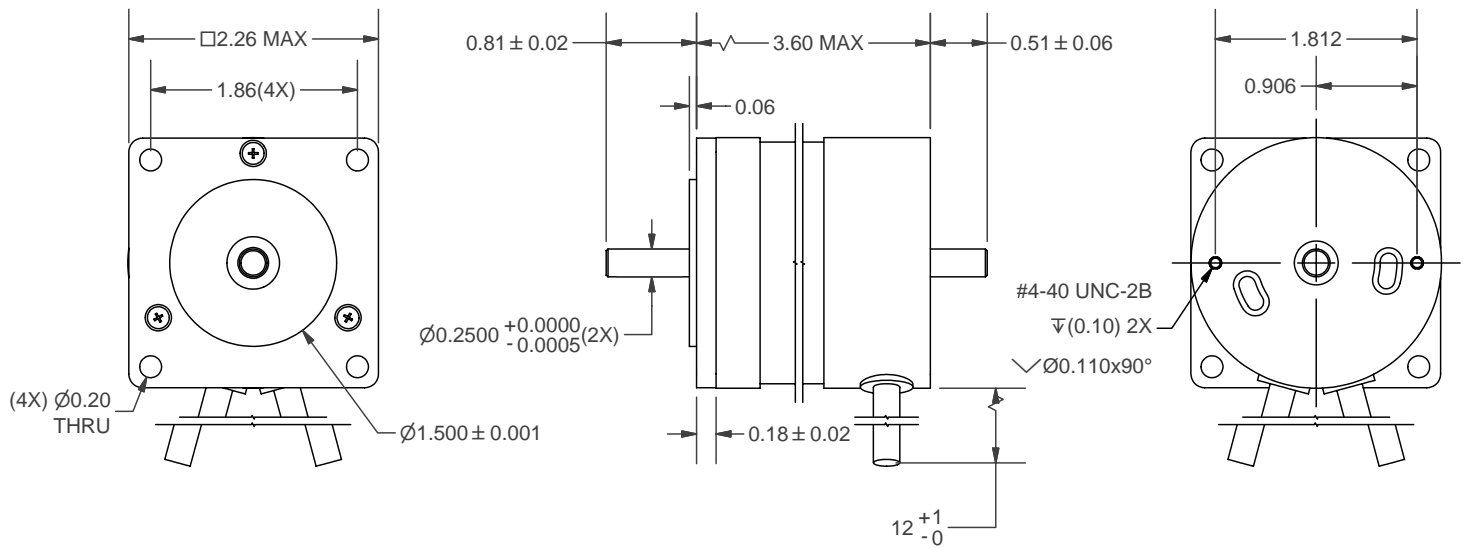
1

WIRING DIAGRAM							
Hall Vcc	Hall A	Hall B	Hall C	GND	Phase A	Phase B	Phase C
RED/WHT	BLUE	GREEN	WHITE	BLK/WHT	YELLOW	RED	BLACK

UL 1007 / 22AWG

REVISION HISTORY				
ECN	REV	DATE	DESCRIPTION	INIT
23623	A	4/12/11	ORIGINAL	BR

- ALL MATERIALS MUST BE ROHS COMPLIANT
 - ROHS C.O.C. REQUIRED FOR EACH SHIPMENT



NUMBER OF ROTOR POLES	4
RATED VOLTAGE	36 V
LINE TO LINE RESIST. (±10%)	0.53 Ohm
RATED TORQUE	59 oz-in
RATED SPEED	4000 RPM
INSULATION CLASS	B

<p>LIN ENGINEERING Step Motor Specialists www.linengineering.com</p> <p>The information herein is the property of Lin Engineering. No portion of this data shall be released, disclosed, used, or duplicated for any purposes without the written consent of Lin Engineering.</p>	<p>Ⓞ IDENTIFIES FEATURE(S) THAT REQUIRE SPECIAL QUALITY ATTENTION</p> <p>Unless Otherwise Specified Dimensions Are In: Inches [mm] Tolerances Are: Angles ±1° Chamfer ±5° Deburr All Edges 0.005" MAX</p> <table border="1"> <thead> <tr> <th>Inches</th> <th>mm</th> </tr> </thead> <tbody> <tr> <td>.xx ± .01</td> <td>.x ± 0.26</td> </tr> <tr> <td>.xxx ± .005</td> <td>.xx ± 0.13</td> </tr> <tr> <td>.xxxx ± .0005</td> <td>.xxx ± 0.013</td> </tr> </tbody> </table>	Inches	mm	.xx ± .01	.x ± 0.26	.xxx ± .005	.xx ± 0.13	.xxxx ± .0005	.xxx ± 0.013	<p>THIRD ANGLE PROJECTION</p>	<p>TITLE</p> <p>BLDC MOTOR OUTLINE</p>
		Inches	mm								
		.xx ± .01	.x ± 0.26								
		.xxx ± .005	.xx ± 0.13								
.xxxx ± .0005	.xxx ± 0.013										
<p>APPROVALS</p> <p>DRWN: Ben Ramos</p> <p>CHKD:</p>	<p>DATE</p> <p>4/12/2011</p> <p>APRV:</p>	<p>MOTOR NUMBER</p> <p>BL24B36-02D-06RO</p>	<p>MATERIAL</p> <p>001-07704</p>								
<p>SCALE</p> <p>0.75 : 1</p>		<p>DRAWING NO.</p> <p>001-09043</p>	<p>SHEET</p> <p>1 OF 2</p>								
<p>DO NOT SCALE DRAWING</p>		<p>SCALE</p>									

LIN ENGINEERING -CONFIDENTIAL 2

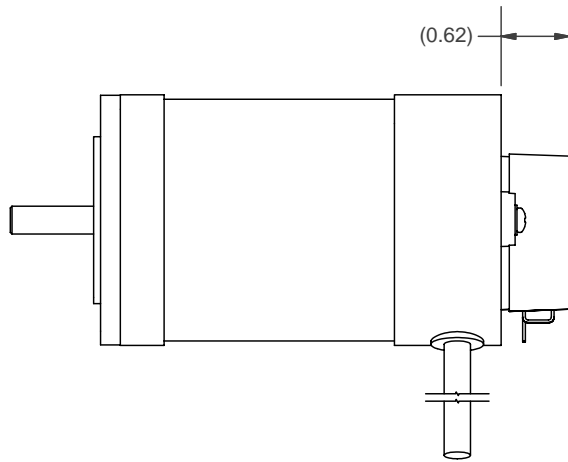
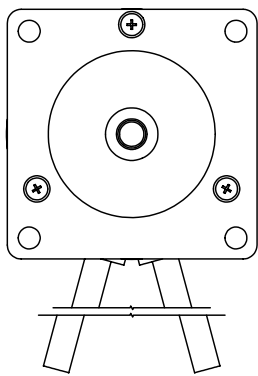
C:\Inventor Motor Drawings\Drawings\INDEX-01-Outline\001-090XX\001-09043.ipt 1

ENG-100-F2 REV F

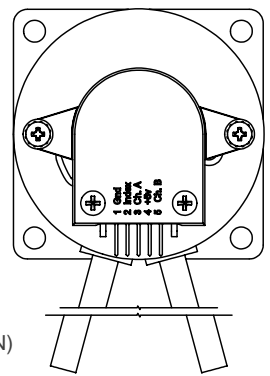
DWG NO. 001-09043

2 APPLICABLE TO VERSIONS M & P

1



ENCODER
 LIN # 061-00120
 (E2 TYPE
 200 CPR
 WITH "I" OPTION)



LIN ENGINEERING
 Step Motor Specialists
 www.linengineering.com

The information herein is the property of Lin Engineering.
 No portion of this data shall be released, disclosed, used,
 or duplicated for any purposes without the written consent
 of Lin Engineering.

Ⓞ IDENTIFIES FEATURE(S) THAT REQUIRE SPECIAL QUALITY ATTENTION

Unless Otherwise Specified
 Dimensions Are In:
 Inches [mm]
 Tolerances Are:
 Angles ±1°
 Chamfer ±5°
 Deburr All Edges 0.005" MAX

Inches	mm
.xx ± .01	.x ± 0.26
.xxx ± .005	.xx ± 0.13
.xxxx ± .0005	.xxx ± 0.013

APPROVALS

DRWN: Ben Ramos

CHKD:

THIRD ANGLE PROJECTION

DATE

4/12/2011

APRV:

TITLE

BLDC MOTOR OUTLINE

MOTOR NUMBER

BL24B36-02D-06RO

MATERIAL

001-07704

SIZE

DRAWING NO.

001-09043

SCALE

0.75 : 1

DO NOT SCALE
DRAWING

SHEET

2 OF 2

LIN ENGINEERING -CONFIDENTIAL

2

C:\Inventor Motor Drawings\Drawings\INDEX-01-Outline\001-090XX\001-09043.iam

1

ENG-100-F2 REV F