



DELTA ELECTRONICS, INC.  
www.delta.com.tw/industrialautomation

**IABU Headquarters**

**Delta Electronics, Inc.**  
Taoyuan 1  
31-1, Xingbang Road, Guishan Industrial Zone,  
Taoyuan County 33370, Taiwan, R.O.C.  
TEL: 886-3-362-6301 / FAX: 886-3-362-7267

**Asia**

**Delta Electronics (Jiang Su) Ltd.**  
Wujiang Plants  
1688 Jiangxing East Road,  
Wujiang Economy Development Zone,  
Wujiang City, Jiang Su Province,  
People's Republic of China (Post code: 215200)  
TEL: 86-512-6340-3008 / FAX: 86-512-6340-7290

**Delta Greentech (China) Co., Ltd.**  
238 Min-Xia Road, Cao-Lu Industry Zone, Pudong, Shanghai,  
People's Republic of China  
Post code : 201209  
TEL: 021-58635678 / FAX: 021-58630003

**Delta Electronics (Japan), Inc.**  
Tokyo Office  
Delta Shibadaimon Building, 2-1-14  
Shibadaimon, Minato-Ku, Tokyo, 105-0012,  
Japan  
TEL: 81-3-5733-1111 / FAX: 81-3-5733-1211

**Delta Electronics (Korea), Inc.**  
234-9, Duck Soo Building 7F, Nonhyun-Dong,  
Kangnam-Gu, Seoul, Korea 135-010  
TEL: 82-2-515-5305 / FAX: 82-2-515-5302

**Delta Electronics (Singapore) Pte. Ltd.**  
8 Kaki Bukit Road 2, #04-18 Ruby Warehouse Complex,  
Singapore 417841  
TEL: 65-6747-5155 / FAX: 65-6744-9228

**Delta Power Solutions (India) Pte. Ltd.**  
Plot No. 28, Sector-34, EHTP  
Gurgaon-122001 Haryana, India  
TEL: 91-124-416-9040 / FAX: 91-124-403-6045

**America**

**Delta Products Corporation (USA)**  
Raleigh Office  
P.O. Box 12173, 5101 Davis Drive,  
Research Triangle Park, NC 27709, U.S.A.  
TEL: 1-919-767-3813 / FAX: 1-919-767-3969

**Delta Greentech (Brasil) S/A**  
Sao Paulo Office  
Rua Itapeva, Nº 26, 3º andar, Bela vista  
ZIP: 01332-000 - Sao Paulo - SP - Brasil  
TEL: 55-11-3568-3875 / FAX: 55-11-3568-3865

**Europe**

**Deltronics (The Netherlands) B.V.**  
Eindhoven Office  
De Witbogt 15, 5652 AG Eindhoven, The Netherlands  
TEL: 31-40-2592850 / FAX: 31-40-2592851

\*We reserve the right to change the information in this catalogue without prior notice

Power Supply\_C\_EN\_201005017



# DNPIDRPIPMC

Delta Power Supply



www.delta.com.tw/industrialautomation



DNPIDRPIPMC



# DVP/DRP/PMC

## Features

- Easy wiring
- Overload protection
- Thermal protection
- Expected life time: 10 years
- RoHS compliant
- Power boost 150% for 3 seconds
- Compact design for easy handling
- Overvoltage protection
- Redundancy: Yes (with external oring diode)
- Warranty: 3 years (DRP), 2 years (PMC)

## Introduction

The new DVP & PMC & CliQ series power supplies are the latest offering from Delta Electronics, the world's largest power supply manufacturer. The product offers a nominal output voltage of 24V, a wide temperature range from -20°C to +75°C and a minimum holdup time of 20ms. The state-of-the-art design is made to withstand harsh industrial environments. The rugged, ultra-compact case material is shock and vibration resistant according to IEC 60068-2. The power supply provides overvoltage, overload and thermal protection. The wide input voltage ranges from 85 to 264VAC (1 phase) and 320 ~ 575VAC (3 phase), and the multiple output terminals are for fast wiring and easy installation.

# DVP/DRP

## DC24V DIN-Rail Power Supply

<b>Model</b> DVP-PS01/02 <b>Spec</b> 24W, DC24V, 1 phase (White plastic case)	<b>Model</b> DRP024V060W1AZ <b>Spec</b> 60W, DC24V, 1 phase (Black plastic case)	<b>Model</b> DRP024V060W1AA <b>Spec</b> 60W, DC24V, 1 phase (Aluminum case)	<b>Model</b> DRP024V120W1AA <b>Spec</b> 120W, DC24V, 1 phase (Aluminum case)	<b>Model</b> DRP024V240W1AA <b>Spec</b> 240W, DC24V, 1 phase (Aluminum case)
<b>Model</b> DRP024V480W1AA <b>Spec</b> 480W, DC24V, 1 phase (Aluminum case)	<b>Model</b> DRP024V060W3AA <b>Spec</b> 60W, DC24V, 3 phase (Aluminum case)	<b>Model</b> DRP024V120W3AA <b>Spec</b> 120W, DC24V, 3 phase (Aluminum case)	<b>Model</b> DRP024V240W3AA <b>Spec</b> 240W, DC24V, 3 phase (Aluminum case)	<b>Model</b> DRP024V480W3AA <b>Spec</b> 480W, DC24V, 3 phase (Aluminum case)

## DC12V DIN-Rail Power Supply **NEW**

<b>Model</b> DRP012V015W1AA <b>Spec</b> 15W, DC12V, 1 phase (Black plastic case)	<b>Model</b> DRP012V030W1AA <b>Spec</b> 30W, DC12V, 1 phase (Black plastic case)	<b>Model</b> DRP012V060W1AA <b>Spec</b> 60W, DC12V, 1 phase (Aluminum case)	<b>Model</b> DRP012V100W1AA <b>Spec</b> 100W, DC12V, 1 phase (Aluminum case)
--	--	---	--

# PMC

## DC24V Panel Mount Aluminum-Case Power Supply

<b>Model</b> PMC-24V035W1AA <b>Spec</b> 35W, DC24V, 1Phase (Aluminum case)	<b>Model</b> PMC-24V050W1AA <b>Spec</b> 50W, DC24V, 1Phase (Aluminum case)	<b>Model</b> PMC-24V075W1AA <b>Spec</b> 75W, DC24V, 1Phase (Aluminum case)	<b>Model</b> PMC-24V100W1AA <b>Spec</b> 100W, DC24V, 1Phase (Aluminum case)	<b>Model</b> PMC-24V150W1AA <b>Spec</b> 150W, DC24V, 1Phase (Aluminum case)	<b>Model</b> PMC-DSPV100W1A <b>Spec</b> 100W, DC5V/24V 1Phase, dual output (Aluminum case)
--	--	--	---	---	---

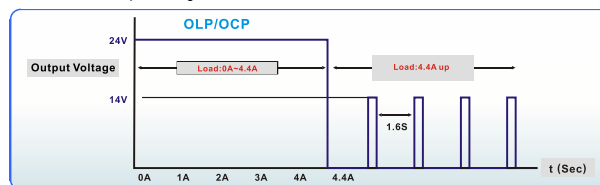
## DC12V Panel Mount Aluminum-Case Power Supply **NEW**

<b>Model</b> PMC-12V035W1AA <b>Spec</b> 35W, DC12V, 1Phase (Aluminum case)	<b>Model</b> PMC-12V050W1AA <b>Spec</b> 50W, DC12V, 1Phase (Aluminum case)	<b>Model</b> PMC-12V100W1AA <b>Spec</b> 100W, DC12V, 1Phase (Aluminum case)
--	--	---

## Enhanced Security Level

### • Overload Protection

CliQ series power supply offers overload protection (OLP/OCP) to prevent damages resulted from overcurrent. When the rated current is higher than 150%, the output voltage will start to drop automatically. When the power exceeds the maximum limit and reaches UVLO (under voltage point), the power supply will enter the bouncing mode. Once the overload is eliminated, the output voltage will return to its normal volume.



### • Short Circuit Protection

When short circuit occurs at the output voltage terminal, the short circuit protection will force the power supply to enter the bouncing mode until the fault is eliminated.



# DRP/DRP/PMC

## Thermal Protection

When the overcurrent or overvoltage persists for a period of time and causes high temperature, the thermal protection will force the power supply to enter the bouncing mode until the fault is eliminated.

## Overvoltage Protection

When error occurs in the feedback device inside the power supply, the overvoltage protection (OVP) will force the power supply to enter level 2 output (30 ~ 32VDC) and the output voltage to be lower than 35V. After the error is eliminated, the output voltage will restore to 24V automatically.



## Redundancy Mode

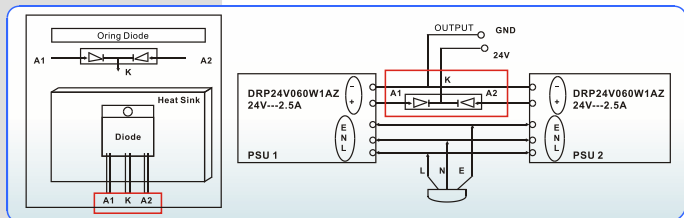
Connect the 2 power supplies, PSU1 and PSU2 as shown in the illustration below, and the power supply of bigger load will take over the entire load. The other will enter the redundancy mode.

## Parallel Mode

The parallel mode is shown as the wiring method below. Each of the 2 power supplies is responsible for half of the load.

- Step 1: Measure the voltage from A1 to GND of PSU1 and the voltage from A2 to GND of PSU2. If the voltages measured are the same, skip to step 3; otherwise, move on to step 2.
- Step 2: Adjust the output voltage with the help of VR available on the front panel of the PSU marked as ADJUST for both PSU1 and PSU2 at the same level.
- Step 3: Confirm the output voltages from PSU1 and PSU2 are the same at a tolerance of  $\pm 25mV$ .

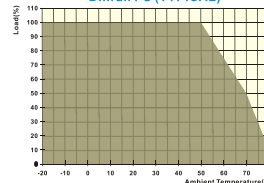
Note: The oring diode has to be of appropriate rating. Minimum 20Amps and 50Vrr are recommended for DRP024V060W1AZ model.



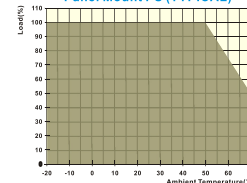
## Output Voltage Adjustment

The output voltage is 24VDC, which can be adjusted from 22 ~ 28VDC on the potentiometer ADJUST on the front panel of each power supply.

Dinrail PS (TYPICAL)



Panel Mount PS (TYPICAL)



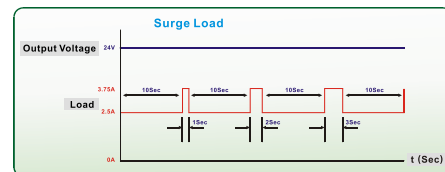
### Note:

- DO NOT use the power supply in the area outside the shaded portion as shown in the graph; otherwise the internal parts may be damaged.
- If the ambient temperature is higher than 50°C, the output capacity will drop 2.5% per Kelvin increase in the temperature. If the output capacity does not drop, the power supply will enter the thermal protection mode.
- If you would like to mount the power supply in other directions, please contact your supplier for technical supports.
- Please leave 2cm space between the power supply and other devices.

## Other Features

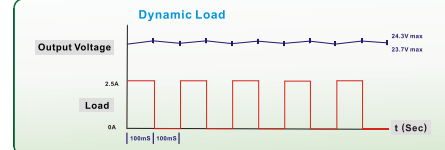
### Surge Load

The graph below illustrates a typical surge load capability of the power supply. The power supply is capable of enduring 3 seconds of a surge load of 150% of output voltage  $\pm 5\%$  of regulated limit.



### Dynamic Load

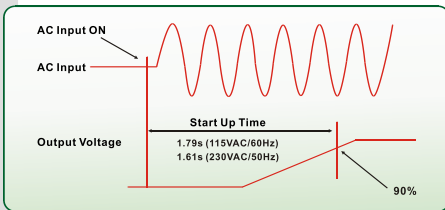
The power supply is capable of accepting a dynamic change of load from 0% to 100% with output voltage  $\pm 5\%$  of regulated limit.





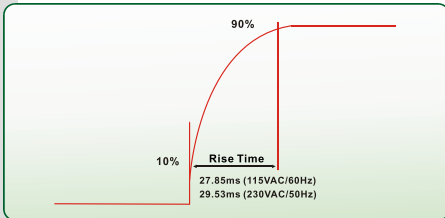
### Start Up Time

The time measured from the AC input voltage is applied to it reaches 90% of the rated voltage.



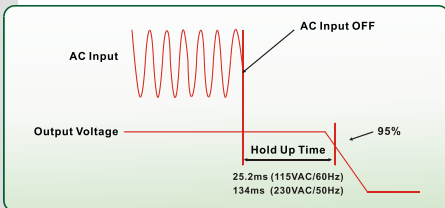
### Rise Time

The time measured from 10% of the rated output voltage to 90% of the rated voltage.



### Hold Up Time

The time measured from the input collapse to the output voltage drops to 95%.



Take DRP024V060W1AZ as example.

### Ordering Information

Series Name	Power Supply	Input	Output	Model Name	Certificates
DVP	1 Phase	85 ~ 264 VAC	24V	DVPPS01	CE, RoHS
				DVPPS02	
DRP	1 Phase	85 ~ 264 VAC/120~375 VDC	12V	DRP012V015W1AZ	CE, RoHS, UL, VDE, PSE
				DRP012V030W1AZ	
				DRP012V060W1AZ	
				DRP012V100W1AZ	
				DRP024V060W1AZ	
				DRP024V060W1AA	
	3 Phase	320~575 VAC/450~800 VDC	24V	DRP024V120W1AA	CE, RoHS, UL, VDE, PSE
				DRP024V240W1AA	
				DRP024V480W1AA	
				DRP024V060W3AA	
				DRP024V120W3AA	
				DRP024V240W3AA	
PMC	1 Phase	85 ~ 264 VAC/120~375 VDC	12V	PMC-12V050W1AA	CE, RoHS, UL, VDE, PSE
				PMC-12V100W1AA	
			24V	PMC-24V035W1AA	
				PMC-24V050W1AA	
				PMC-24V075W1AA	
				PMC-24V100W1AA	
				PMC-24V150W1AA	
				PMC-DSPV100W1A (Dual output)	
			5V		
			24V		

### Model Name Explanation

