

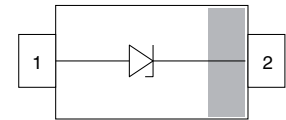
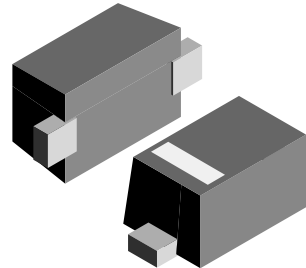
## Small Signal Schottky Diode

### Features

- This diode features very low turn-on voltage and fast switching.
- This device is protected by a PN junction guard ring against excessive voltage, such as electrostatic discharges.
- Space saving SOD-523 package
- Compliant to RoHS directive 2002/95/EC and in accordance to WEEE 2002/96/EC



RoHS  
COMPLIANT



18554

### Mechanical Data

**Case:** SOD-523

**Molding Compound Flammability Rating:**

UL 94 V-0

**Terminals:** High temperature soldering guaranteed:  
260 °C/10 s at terminals

**Weight:** approx. 1.6 mg

**Packaging Codes/Options:**

GS18 / 10 k per 13" reel (8 mm tape), 10 k/box

GS08 / 3 k per 7" reel (8 mm tape), 15 k/box

### Parts Table

Part	Ordering code	Marking	Remarks
BAS70-02V	BAS70-02V-GS18 or BAS70-02V-GS08	X	Tape and Reel

### Absolute Maximum Ratings

$T_{amb} = 25\text{ °C}$ , unless otherwise specified

Parameter	Test condition	Symbol	Value	Unit
Repetitive peak reverse voltage		$V_{RRM}$	70	V
Forward continuous current		$I_F$	200	mA
Surge forward current	$t_p < 1\text{ s}$	$I_{FSM}$	600	mA
Power dissipation		$P_{tot}$	200	mW

### Thermal Characteristics

$T_{amb} = 25\text{ °C}$ , unless otherwise specified

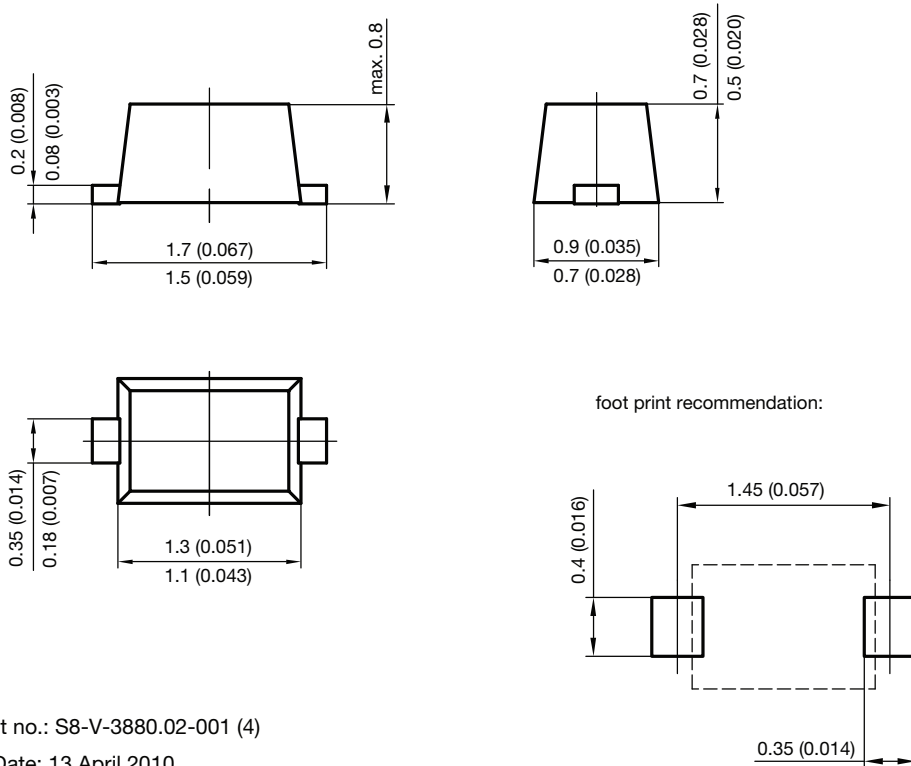
Parameter	Test condition	Symbol	Value	Unit
Junction soldering point		$R_{thJS}$	100	K/W
Junction temperature		$T_j$	125	°C
Storage temperature range		$T_{stg}$	- 55 to +150	°C

### Electrical Characteristics

$T_{amb} = 25\text{ }^{\circ}\text{C}$ , unless otherwise specified

Parameter	Test condition	Symbol	Min	Typ.	Max	Unit
Reverse breakdown voltage	$I_R = 10\text{ }\mu\text{A}$ (pulsed)	$V_{(BR)R}$	70			V
Leakage current	$V_R = 50\text{ V}$ , $t_p < 300\text{ }\mu\text{s}$	$I_R$		20	100	nA
Forward voltage	$t_p < 300\text{ }\mu\text{s}$ , $I_F = 1.0\text{ mA}$	$V_F$			410	mV
	$t_p < 300\text{ }\mu\text{s}$ , $I_F = 15\text{ mA}$	$V_F$			1000	mV
Diode capacitance	$V_R = 0\text{ V}$ , $f = 1\text{ MHz}$	$C_D$		1.5	2	pF
Reverse recovery time	$I_F = 10\text{ mA}$ , $I_R = 10\text{ mA}$ , $I_{rr} = 1\text{ mA}$ , $R_L = 100\text{ }\Omega$	$t_{rr}$			5	ns

### Package Dimensions in millimeters (inches): SOD-523



Document no.: S8-V-3880.02-001 (4)

Rev. g - Date: 13.April 2010

16864



## Disclaimer

All product specifications and data are subject to change without notice.

Vishay Intertechnology, Inc., its affiliates, agents, and employees, and all persons acting on its or their behalf (collectively, "Vishay"), disclaim any and all liability for any errors, inaccuracies or incompleteness contained herein or in any other disclosure relating to any product.

Vishay disclaims any and all liability arising out of the use or application of any product described herein or of any information provided herein to the maximum extent permitted by law. The product specifications do not expand or otherwise modify Vishay's terms and conditions of purchase, including but not limited to the warranty expressed therein, which apply to these products.

No license, express or implied, by estoppel or otherwise, to any intellectual property rights is granted by this document or by any conduct of Vishay.

The products shown herein are not designed for use in medical, life-saving, or life-sustaining applications unless otherwise expressly indicated. Customers using or selling Vishay products not expressly indicated for use in such applications do so entirely at their own risk and agree to fully indemnify Vishay for any damages arising or resulting from such use or sale. Please contact authorized Vishay personnel to obtain written terms and conditions regarding products designed for such applications.

Product names and markings noted herein may be trademarks of their respective owners.