


DIP Switch (Slide Type) A6T




DIP Switch with Through hole Terminals in a Wide Assortment of Pole Configurations

- Gold-plated twin contacts and a slide-type, self-cleaning mechanism ensure high reliability.
- Washable models with seal tape available.
- The wide product line extends from models with 1 to 10 poles to meet a wide range of needs.
- RoHS Compliant



Ordering Information

Models in Stick Packages

No. of poles	Quantity per stick	Flat		Raised
		Standard	With seal tape	
1	130			
2	76	A6T-1101	A6T-1102	A6T-1104
3	55	A6T-2101	A6T-2102	A6T-2104
4	42	A6T-3101	A6T-3102	A6T-3104
5	35	A6T-4101	A6T-4102	A6T-4104
6	28	A6T-5101	A6T-5102	A6T-5104
7	25	A6T-6101	A6T-6102	A6T-6104
8	22	A6T-7101	A6T-7102	A6T-7104
9	20	A6T-8101	A6T-8102	A6T-8104
10	18	A6T-9101	A6T-9102	A6T-9104
		A6T-0101	A6T-0102	A6T-0104

- Note:** 1. Orders must be made in integral multiples of the quantities given for each stick.
2. Switches cannot be water washed.

Specifications

Characteristics

Switching capacity		25 mA at 24 VDC
Minimum permissible load		10 μ A at 3.5 VDC
Contact resistance		200 m Ω max.
Insulation resistance		100 M Ω min. (at 250 VDC)
Dielectric strength		500 VAC for 1 min between terminals
Operating force		30 to 1,000 gf (0.3 to 9.8 N)
Vibration resistance	Malfunction durability	10 to 55 Hz, 1.5-mm double amplitude
Shock resistance	Malfunction durability	300 m/s ² min. (approx. 30G min.)
Ambient operating temperature		-20°C to 70°C at 60% R.H. max. (with no icing or condensation)
Ambient operating humidity		35% to 90% (at 5 to 35°C)
Life expectancy	Mechanical	1,000 operations min.
	Electrical	1,000 operations min.
Weight		0.26 g (2 poles), 0.44 g (4 poles), 0.62 g (6 poles), 0.79 g (8 poles), 0.96 g (10 poles)

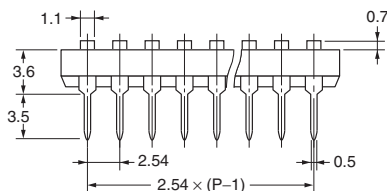
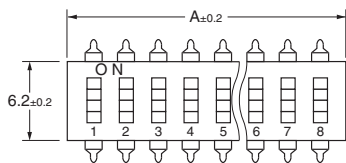

Note: Data shown are of initial value

Dimensions

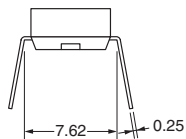
Note: 1. All units are in millimeters unless otherwise indicated.
 2. Unless otherwise specified, a tolerance of ± 0.4 mm applies to all dimensions.

Flat Actuator with DIP Terminal Standard/With Seal Tape

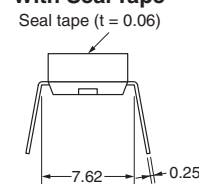
A6T-□101
A6T-□102



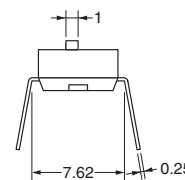
Flat Actuator Standard



Flat Actuator With Seal Tape




Raised Actuator



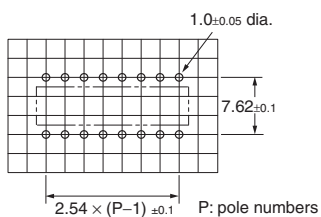
Raised Actuator with DIP Terminal

A6T-□104

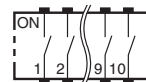



No. of poles	Model			Dimension A
	Flat Actuator		Raised Actuator	
	Standard	With Seal Tape		
1	A6T-1101	A6T-1102	A6T-1104	3.48
2	A6T-2101	A6T-2102	A6T-2104	6.02
3	A6T-3101	A6T-3102	A6T-3104	8.56
4	A6T-4101	A6T-4102	A6T-4104	11.10
5	A6T-5101	A6T-5102	A6T-5104	13.64
6	A6T-6101	A6T-6102	A6T-6104	16.18
7	A6T-7101	A6T-7102	A6T-7104	18.72
8	A6T-8101	A6T-8102	A6T-8104	21.26
9	A6T-9101	A6T-9102	A6T-9104	23.80
10	A6T-0101	A6T-0102	A6T-0104	26.34

Mounting holes (top view)



Internal connections (top view)





All sales are subject to Omron Electronic Components LLC standard terms and conditions of sale, which can be found at http://www.components.omron.com/components/web/webfiles.nsf/sales_terms.html

ALL DIMENSIONS SHOWN ARE IN MILLIMETERS.
To convert millimeters into inches, multiply by 0.03937. To convert grams into ounces, multiply by 0.03527.

OMRON[®]

**OMRON ELECTRONIC
COMPONENTS LLC**

55 E. Commerce Drive, Suite B
Schaumburg, IL 60173

847-882-2288

OMRON ON-LINE

Global - <http://www.omron.com>

USA - <http://www.components.omron.com>

Cat. No. X303-E-1

11/10

Specifications subject to change without notice

Printed in USA

DIP Switch (Slide Type) **A6T**