





SMT GATE DRIVE TRANSFORMERS

1500Vdc Basic and Operational Insulation



-  1500Vdc isolation between Gate and Drive
-  Basic insulation (1.4mm creepage/clearance) and operational available
-  Operating frequency: 50kHz and up

Electrical Specifications @ 25°C — Operating Temperature -40°C to 130°C⁵

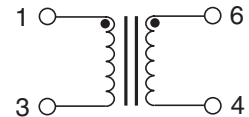
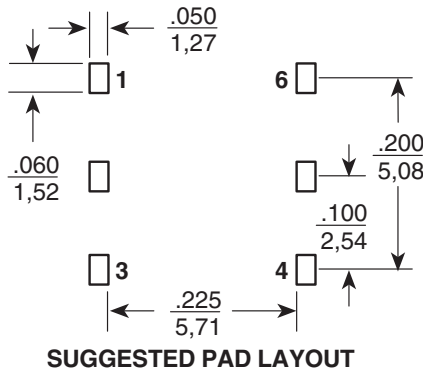
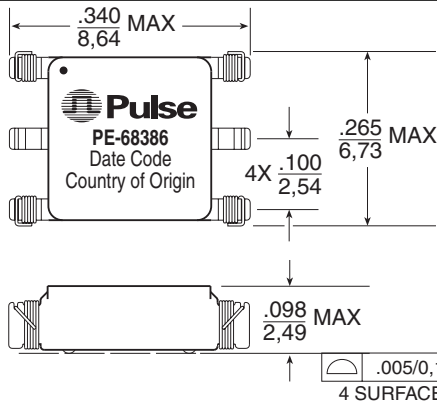
Part ^{3,4} Number	Turns Ratio	Pri-Sec Insulation (Vdc)	MAX ¹ V*µsec	Primary Inductance (µH MIN)	Leakage ² Inductance (µH MAX)	DCR Primary (Ω MAX)	DCR Secondary (Ω MAX)	Package Size (L x W x H) (mm MAX)
OPERATIONAL INSULATION								
PE-68386NL	1:1	1500	9.7	785	0.46	0.60	0.60	8.6 x 6.7 x 2.5
P0926NL	1:1:1	1500	23.8	300	0.50	2.00	2.00	8.0 x 6.6 x 5.3
P0544NL	1:1:1	1500	45.1	3300	0.70	1.60	1.60	9.0 x 8.6 x 7.6
P2033	1:1	1500	9.3	500	17.00	0.80	0.80	7.2 x 6.1 x 3.8
PA0264NL	1:1:1	1500	12.7	1140	0.65	0.75	0.75	8.6 x 6.7 x 3.6
BASIC INSULATION (1.4 MM CREEPAGE AND CLEARANCE BETWEEN PRIMARY AND SECONDARY)								
PA0173NL	1:1:1	1500 Vrms	17.2	980	0.75	0.62	0.88	11.8 x 8.8 x 4.0
PA0185NL	1:1	1500 Vrms	17.2	980	0.75	0.88	0.62	11.8 x 8.8 x 4.0
PA0184NL	1:1	1500 Vrms	27.2	1200	0.50	0.91	0.91	9.0 x 8.6 x 7.6
PA0297NL	2:1:1	1500 Vrms	27.2	1200	0.60	0.91	0.46	9.0 x 8.6 x 7.6
PA0510NL	2.5:1:1	1500 Vrms	27.2	1200	0.68	0.91	0.380	9.0 x 8.6 x 7.6

NOTES:

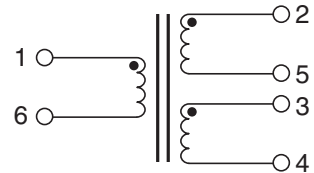
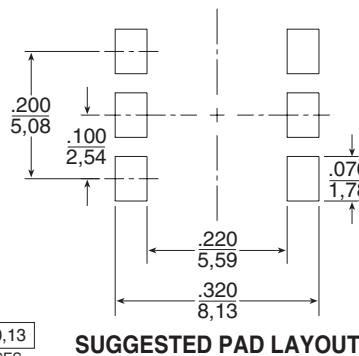
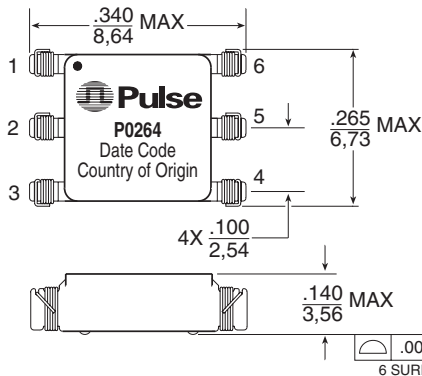
- The maximum volt-µsec rating limits the peak flux density to 2200 Gauss when used in a unipolar drive application. For bi-polar drive applications a maximum volt-µsec of two times this rating is acceptable (ie: 2* (volt*µsec rating) Volt*µsec = (voltage applied to the primary) * dutycycle / Frequency = V * alpha / Freq_Hz = V * µsec
- Leakage inductance is measured at primary terminals with all secondaries shorted.
- Optional Tape & Reel packaging can be ordered by adding a "T" suffix to the part number (i.e. P0544NL becomes P0544NLT). Pulse complies to industry standard tape and reel specification EIA481.
- The "NL" suffix indicates an RoHS-compliant part number. Non-NL suffixed parts are not necessarily RoHS compliant, but are electrically and mechanically equivalent to NL versions. If a part number does not have the "NL" suffix, but an RoHS compliant version is required, please contact Pulse for availability.
- The temperature of the component (ambient plus temperature rise) must be within the stated operating temperature range.

Mechanical

Schematic



Weight0.28 grams
 Tape & Reel1500/reel
 Tube60/tube
 Dimensions: Inches
 mm
 Unless otherwise specified,
 all tolerances are ± .010
 0,25



Weight0.23 grams
 Tape & Reel800/reel
 Tube75/tube
 Dimensions: Inches
 mm
 Unless otherwise specified,
 all tolerances are ± .010
 0,25

USA 858 674 8100 • Germany 49 7032 7806 0 • Singapore 65 6287 8998 • Shanghai 86 21 54643211 / 2 • China 86 755 33966678 • Taiwan 886 3 4641811

SMT GATE DRIVE TRANSFORMERS

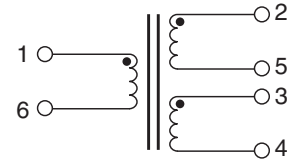
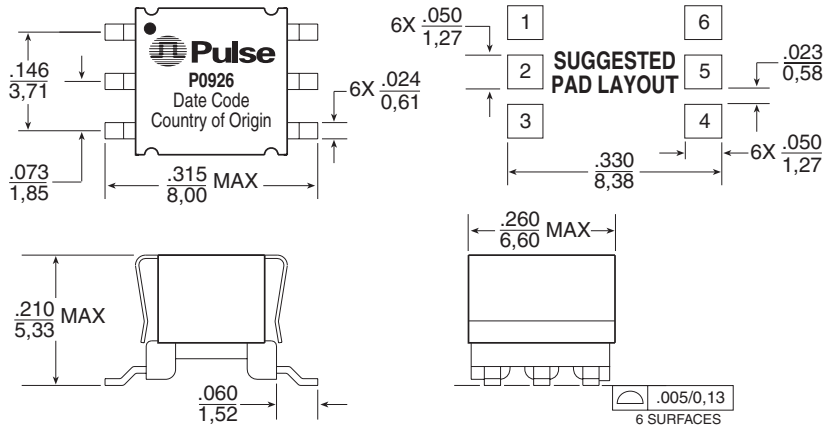
1500Vdc Basic and Operational Insulation



Pulse
A TECHNITROL COMPANY

Mechanicals

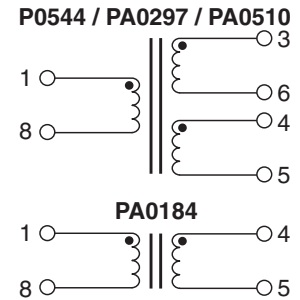
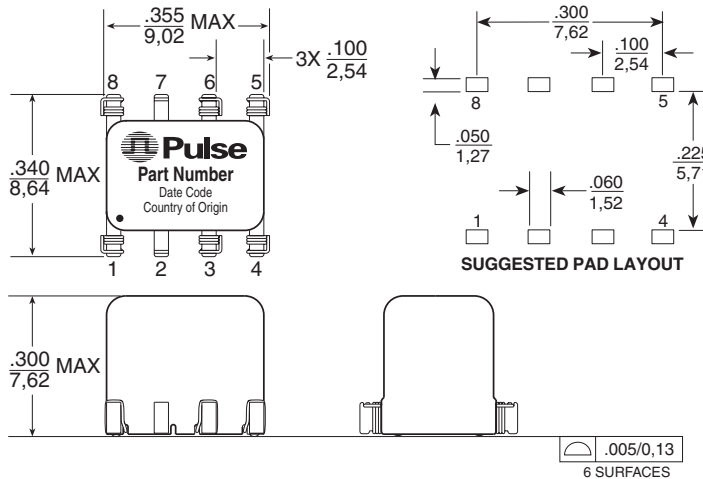
Schematics



Weight0.48 grams
Tape & Reel1000/reel
Tube80/tube

Dimensions: Inches
mm

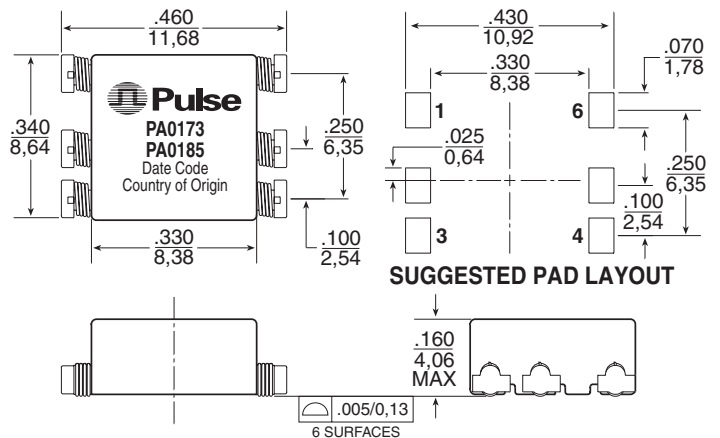
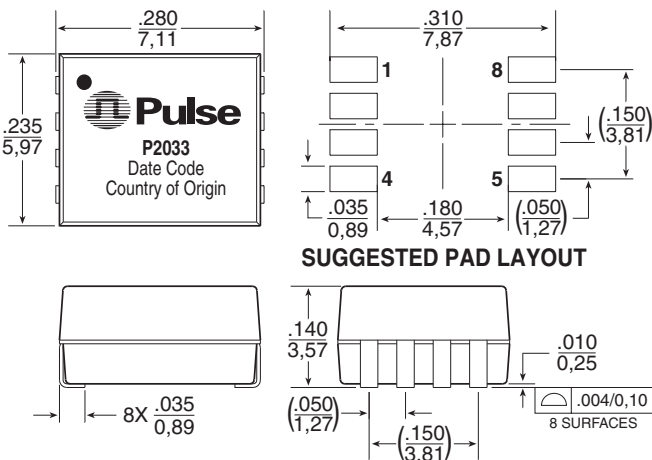
Unless otherwise specified, all tolerances are $\pm .010$
0,25



Weight0.60 grams
Tape & Reel400/reel
Tube50/tube

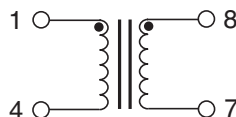
Dimensions: Inches
mm

Unless otherwise specified, all tolerances are $\pm .010$
0,25



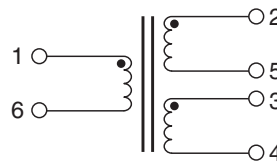
Weight0.29 grams
Tape & Reel1200/reel
Tube80/tube

Dimensions: Inches
mm
Unless otherwise specified,
all tolerances are $\pm .010$
0,25



Dimensions: Inches
mm
Unless otherwise specified, all tolerances are $\pm .010$
0,25

PA0173



Weight0.48 grams
Tape & Reel900/reel
Tube60/tube

PA0185

