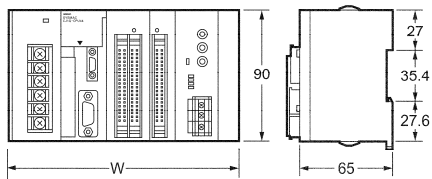


Note: All dimensions are shown in mm. Divide by 25.4 to convert millimeters into inches.

■ CJ1 Product Dimensions

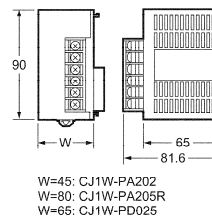


Unit/product	Model number	Width
Power Supply Unit	CJ1W-PA205R	80
Power Supply Unit	CJ1W-PA202	45
	CJ1W-PD025	60
CPU Unit	CJ1M-CPU11/12/13	31
	CJ1M-CPU21/22/23	49
	CJ1H-CPU□□□□ CJ1G-CPU□□□□	62
End Cover	CJ1W-TER01	14.7

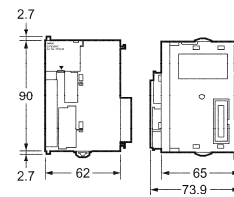
■ Example Rack Widths using CJ1W-PA202 Power Supply Unit (AC, 14 W)

No. of Units mounted with 31-mm width	Rack width (mm)		
	With CJ1M-CPU12/13	With CJ1M-CPU22/23	With CJ1G or CJ1H CPU Unit
1	121.7	139.7	152.7
2	152.7	170.7	183.7
3	183.7	201.7	214.7
4	214.7	232.7	245.7
5	245.7	263.7	276.7
6	276.7	294.7	307.7
7	307.7	325.7	338.7
8	338.7	356.7	369.7
9	369.7	387.7	400.7
10	400.7	418.7	431.7


Power Supply Units



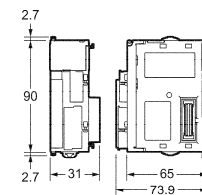
CPU Units
CJ1H-CPU□□□□
CJ1G-CPU□□□□



End Plate (included with CPU Unit)



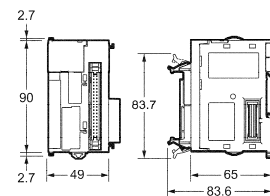
CJ1M-CPU11/12/13



RS-422A Adapter CJ1W-CIF11



CJ1M-CPU21/22/23



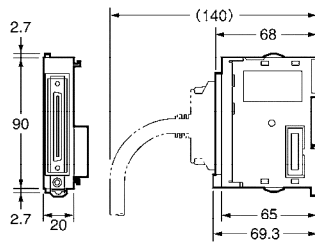
Dimensions

Note: All dimensions are shown in mm. Divide by 25.4 to convert millimeters into inches.

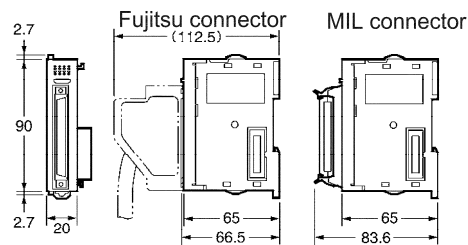
Units of Width 20 mm

Unit	Model number	Width
I/O Control Module	CJ1W-IC101	20
32Basic-point I/O Modules	CJ1W-ID231/232	
	CJ1W-OD231/232	
B7A Interface Unit	CJ1W-B7A22	
	CJ1W-B7A14	
	CJ1W-B7A04	
CompoBus/S Master Module	CJ1W-SRM21	

I/O Control Unit



32-point I/O Units (CJ1W-ID23□/OD23□)

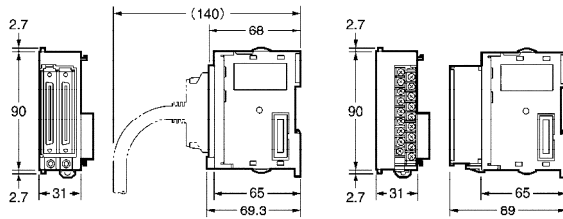


Units of Width 31 mm

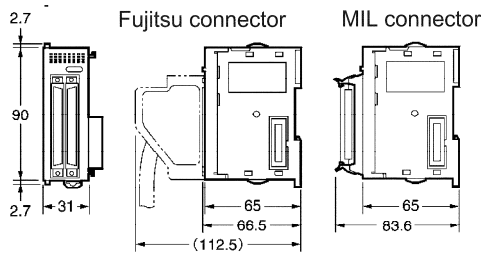
Unit	Model number	Width
I/O Interface Module	CJ1W-II101	31
8/16-point Basic I/O Modules	CJ1W-ID201 CJ1W-ID211 CJ1W-IA111/201 CJ1W-OD201/202/203/204 CJ1W-OD211/212 CJ1W-OC201/211 CJ1W-OA201	
32-point Basic I/O Modules	CJ1W-MD231 CJ1W-MD232 CJ1W-MD233	
64-point Basic I/O Modules	CJ1W-ID261 CJ1W-ID262 CJ1W-OD261 CJ1W-OD262 CD1W-MD262 CJ1W-OD263 CD1W-MD261 CD1W-MD263 CD1W-MD563	
Interrupt Input Module	CJ1W-INT01	
High Speed Input Module	CJ1W-IDP01	
Analog I/O Module	CJ1W-AD□□□□ CJ1W-DA□□□□ CJ1W-MAD42	
Temperature Control Units	CJ1W-TC□□□□	
Position Control Units	CJ1W-NC113/133 CJ1W-NC213/233 CJ1W-NC413/433	
High-speed Counter Unit	CJ1W-CT021	
ID Sensor Unit	CJ1W-V600C11 CJ1W-V600C12	
Controller Link Module	CJ1W-CLK21-V1	
Serial Communications Unit	CJ1W-SCU41	
Ethernet Module	CJ1W-ETN21	
DeviceNet Module	CJ1W-DRM21	
ProfiBus-DP Slave	CJ1W-PRT21	
ProfiBus-DP Master	CJ1W-PRM21	

I/O Interface Unit

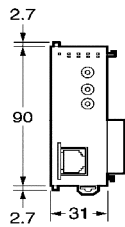
8/16-point Basic I/O Units, Interrupt Input Unit, and High-speed Input Unit



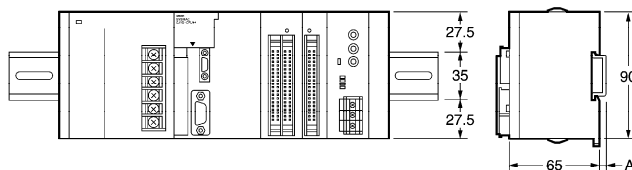
64-point Basic I/O Units and 32-point Basic I/O Units (CJ1W-MD23□)



Special I/O Units and CPU Bus Units



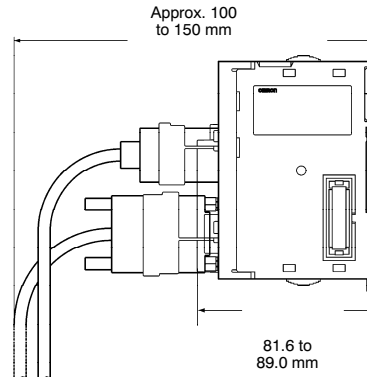
■ Mounting Dimensions



DIN Track model number	A
PFP-100N2	16 mm
PFP-100N	7.3 mm
PFP-50N	7.3 mm

■ Mounting Height

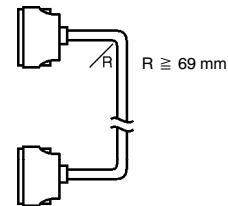
The mounting height of CJ1 Series CPU Racks and Expansion Racks is from 81.6 to 89.0 mm, depending on the Modules that are mounted. Additional height is required to connect Programming Devices (e.g., CX-Programmer or Programming Console) and Cables. Be sure to allow sufficient mounting height.



Note: Consider the following points when expanding the configuration:

- The total length of I/O Connecting Cable must not exceed 12 m.
- I/O Connecting Cables require the bending radius as indicated in the CS/CJ-series Connecting Cable.

CS/CJ-series Connecting Cable



Note: Outer diameter of cable: 8.6 mm.

