





(2,54mm) .100"

IPT1, IPS1 SERIES

IPS1-115-01-L-D-VS



IPS1-120-01-L-D-RA



IPT1-110-01-L-D

# SHROUDED POWER CONNECTOR SET

## SPECIFICATIONS

For complete specifications see [www.samtec.com?IPT1](http://www.samtec.com?IPT1) or [www.samtec.com?IPS1](http://www.samtec.com?IPS1)

**Insulator Material:** Black LCP  
**Contact Material:** Phosphor Bronze



**Plating:** Sn or Au over 50µ" (1,27µm) Ni

**Operating Temp Range:**  
-55°C to +105°C with Tin;  
-55°C to +125°C with Gold

**Insertion Depth:** (3,71mm) .146" to (6,48mm) .255"

**Wiping Distance:** (0,38mm) .015"

**Insertion Force (SMT):** 3.0oz (0,83N) avg.

**Withdrawal Force (SMT):** 2.6oz (0,72N) avg.

**Insertion Force (T/H):** 6.0oz (1,67N) avg.

**Withdrawal Force (T/H):** 5.0oz (1,39N) avg.

**Voltage Rating:** 550 VAC/777 VDC

**RoHS Compliant:** Yes

CURRENT RATING	
AMBIENT TEMP	IPT1/IPS1
20°C	8A
40°C	7.2A
60°C	6A
95°C	4.1A

6 POSITIONS (2x3)

## Processing:

Lead-Free Solderable:  
Yes

**SMT Lead Coplanarity:**  
(0,13mm) .005" max (05-10)  
(0,15mm) .006" max (15-25)

## APPLICATION SPECIFIC OPTION

Latching feature and No. 1 position polarized available. Call Samtec.

**Note:** Other Gold plating options available. Contact Samtec.

**Note:** Some sizes, styles and options are non-standard, non-returnable.



**IPT1** - **1** NO. PINS PER ROW - **LEAD STYLE** - **PLATING OPTION** - **D** - **TAIL OPTION** - **OTHER OPTION**

Mates with: **IPS1**

**05, 10, 15, 20, 25**  
(Call Samtec for other sizes)

Specify **LEAD STYLE** from chart

**-L**  
= 10µ" (0,25µm)  
Gold on contact, Matte Tin on tail

Requires **-01** Lead Style (Leave blank for Through-Hole)

**-RA**  
= Right Angle

**-VS**  
= Surface Mount

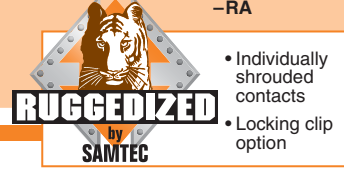
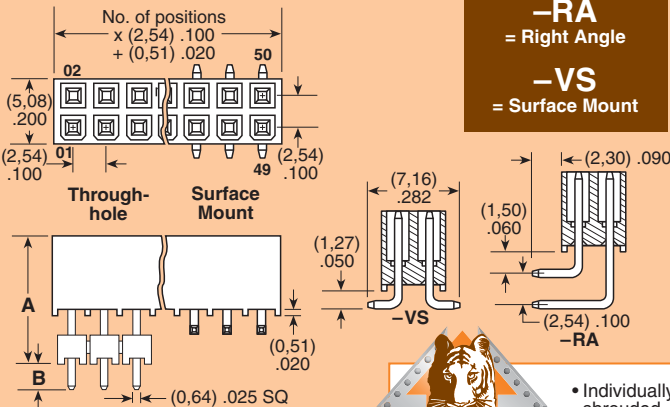
**-A**  
= Alignment Pin (-VS only) (N/A with -LC)

**-LC**  
= Locking Clip (Manual placement required) (-VS only) (N/A with -A)

**-K**  
= (6,00mm) .236" DIA Polyimide film Pick & Place Pad (-VS only)

**-TR**  
= Tape & Reel Packaging (-VS only)

LEAD STYLE	MATED HEIGHT	A	B
-01	(11,05) 435	(5,84) 230	(2,16) .085
-01-VS	(13,59) 535	(5,84) 230	N/A
-02	(14,00) 551	(9,30) 366	(2,64) .104
-03	(16,00) 630	(11,30) 445	(2,16) .085
-04	(17,00) 669	(12,30) 484	(2,69) .106
-05	(19,00) 748	(14,30) 563	(2,46) .097
-06	(20,00) 787	(15,30) 602	(2,35) .093
-07	(25,00) 984	(20,30) 799	(2,31) .091
-08	(30,00) 1,181	(25,30) 996	(2,39) .094
-09	(35,00) 1,378	(30,30) 1,193	(2,46) .097



**IPS1** - **1** NO. PINS PER ROW - **01** - **PLATING OPTION** - **D** - **TAIL OPTION** - **OTHER OPTION**

Mates with: **IPT1**

**05, 10, 15, 20, 25**  
(Call Samtec for other sizes)

**-L**  
= 10µ" (0,25µm)  
Gold on contact, Matte Tin on tail

Leave blank for Through-hole

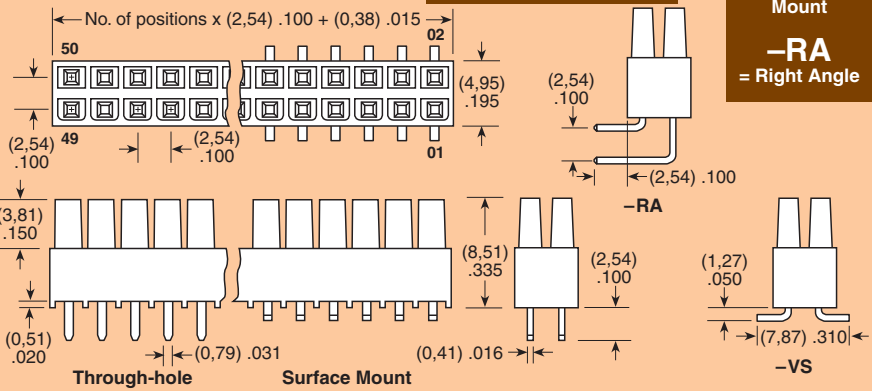
**-VS**  
= Surface Mount

**-RA**  
= Right Angle

**-LC**  
= Locking Clip (Manual placement required) (-VS only)

**-K**  
= (5,50mm) .217" DIA Polyimide film Pick & Place Pad (-VS only)

**-TR**  
= Tape & Reel Packaging



Due to technical progress, all designs, specifications and components are subject to change without notice.

WWW.SAMTEC.COM

SAMTEC USA • Tel: 1-800-SAMTEC-9 or 812-944-6733 SAMTEC SILICON VALLEY • Tel: 408-395-5900 SAMTEC SOUTHERN CALIFORNIA • Tel: 1-800-726-8329  
 SAMTEC AMERICA LATINA COMERCIO EXTERIOR LTDA • Tel: (+55 31) 3786 3227 SAMTEC UNITED KINGDOM • Tel: 44 01236 739292 SAMTEC GERMANY • Tel: +49 (0) 89 / 89460-0  
 SAMTEC FRANCE • Tel: 33 01 60 95 06 60 SAMTEC ITALY • Tel: 39 039 6890337 SAMTEC NORDIC/BALTIC • Tel: +46-84477280 SAMTEC BENELUX • Tel: 44 01236 739292  
 SAMTEC ISRAEL • Tel: 972-3-7526600 SAMTEC INDIA • Tel: +91-80-3272 1612 SAMTEC ASIA PACIFIC • Tel: 65 6745-5955 SAMTEC JAPAN • Tel: 045-475-1385 SAMTEC CHINA • Tel: 86-21-61103766  
 SAMTEC TAIWAN • Tel: 886-2-2735 6109 SAMTEC HONG KONG • Tel: 852-26904858 SAMTEC KOREA • Tel: 82-31-717-5685 SAMTEC ANZ • Tel: 613 9580 0683