

PRODUCT NUMBER  
10082201-YXX-XXLF

PLATING  
1 = 0.76µm GOLD OR  
0.76µm GXT (PdNi WITH  
GOLD FLASH)  
ON CONTACT AREA  
2µm MATTE TIN ON TAIL

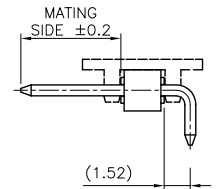
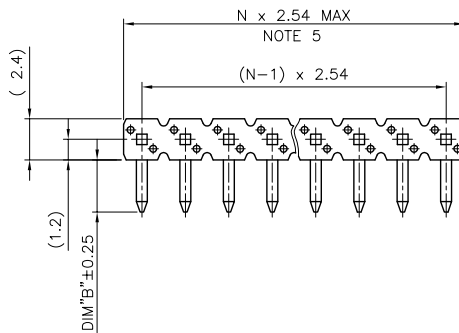
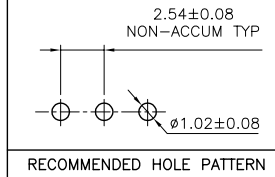
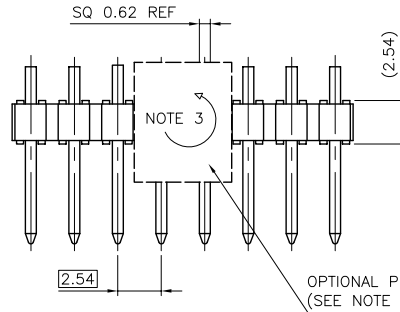
LEAD FREE AND RoHS  
RoHS COMPATIBLE, NOTE 7.  
TOTAL NB OF POSITIONS  
02 TO 36  
PACKAGING, NOTE 3.

4 = 2µm MATTE TIN  
ON CONTACT AREA  
AND TAIL  
8 = 0.38µm GOLD  
ON CONTACT AREA  
2µm MATTE TIN  
ON TAIL

| PIN STYLE | MATING SIDE | DIM "B" |
|-----------|-------------|---------|
| 01        | 5.84        | 2.50    |
| 02        | 6.75        | 2.50    |
| 03        | 5.84        | 3.00    |
| 04        | 6.75        | 3.00    |
| 05        | 11.60       | 3.00    |

NOTES:

- HOUSING MAT'L : HIGH TEMPERATURE THERMOPLASTIC. UL94V-0 COLOR: BLACK
- PIN MATERIAL : PHOSPHOR BRONZE
- PACKAGING.  
- = POLY BAGS  
A = TAPE & REEL WITH CAP, SEE TAB40 FOR PRODUCT AVAILABILITY.  
PICK-UP CAP 90° ROTATED FOR ODD NB OF CONTACTS
- 9N MIN RETENTION IN EITHER DIRECTION
- TO DETERMINE DIMENSIONS :  
N = NUMBER OF POSITIONS PER ROW  
EXAMPLE : 8 POS N x 2.54 = 20.32mm
- UNDERPLATING : 1.27µm Ni MIN
- RoHS COMPATIBLE PRODUCT SPECIFICATIONS
  - PLATING:  
- "LF" MEANS THE PRODUCT IS LEAD-FREE,  
2µm MINIMUM MATTE TIN OVER 1.27µm MINIMUM NICKEL UNDERPLATE.
  - MANUFACTURING PROCESS COMPATIBILITY  
- THE HOUSING WILL WITHSTAND EXPOSURE TO 260°C PEAK TEMPERATURE FOR 30 SECONDES IN A CONVECTION, INFRA-RED OR VAPOR PHASE REFLOW OVEN.
  - LABELING:  
- MEETS PACKAGING SPECS AS PER GS-14-920
  - LEGAL STATEMENT: SEE GS-22-008



|                          |                       |                                       |                               |            |   |
|--------------------------|-----------------------|---------------------------------------|-------------------------------|------------|---|
| mat'l. code<br>SEE NOTES |                       | surface<br>ISO 1302                   | tolerance<br>ISO 406 ISO 1101 | projection | product family<br>BERGSTIK                  |
| ltr                      | ecn no dr date        | tolerances unless otherwise specified |                               | mm         | title<br>UNSHR.HEADER<br>RA SR PIN IN PASTE |
| A                        | F08-0104 LMU 08.01.15 | angles                                | linear                        | scale 5:1  | dwg no<br>10082201                          |
| B                        | F09-0072 JCO 09.07.23 |                                       |                               |            | sheet 1 of 1 size<br>A3                     |
|                          |                       | dr                                    | J.MULIN 08.01.15              | FCI        | type<br>CUSTOMER Drawing                    |
|                          |                       | engr                                  | J.COMPAGNON 08.01.15          |            |   |
|                          |                       | chr                                   |                               |            |   |
|                          |                       | appd                                  | J.M.C 08.01.15                |            |   |
| sheet index              | revision sheet        |                                       |                               |            |   |

PDM: Rev:B

STATUS Released

Printed: Jul 30, 2009