

3.5mm 2 Pole

Audio Connectors
Audio Stecker

Technical Specification

See Page 7 for complete technical specification and Page 24 for possible combinations.

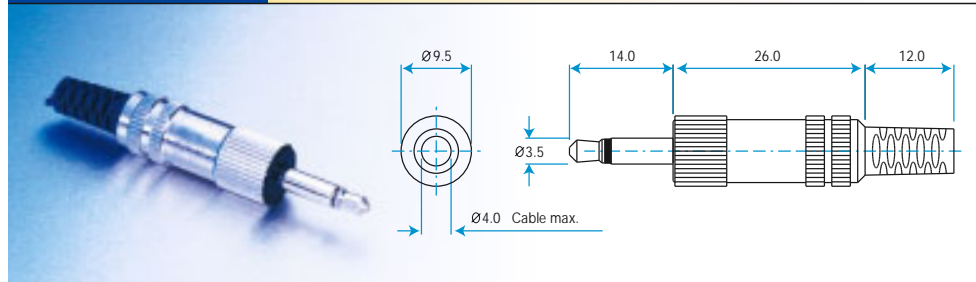
Technische Spezifikation

Siehe Seite 7 für die vollständige technische Spezifikation und Seite 24 für mögliche Kombinationen.

4 8 3 2 . 1 2 0 0

Plug screened

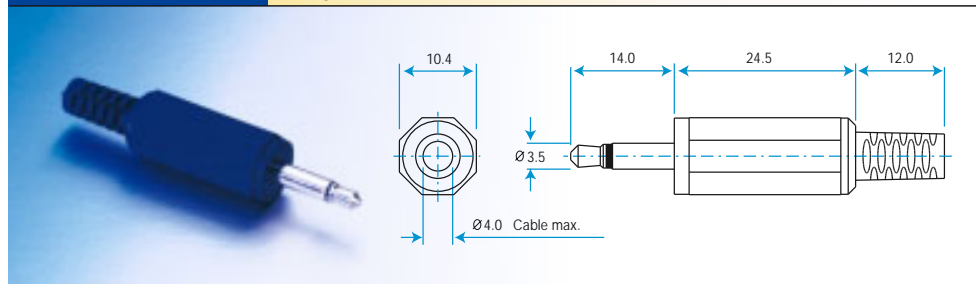
Stecker abgeschirmt



4 8 3 2 . 1 2 1 0

Plug insulated

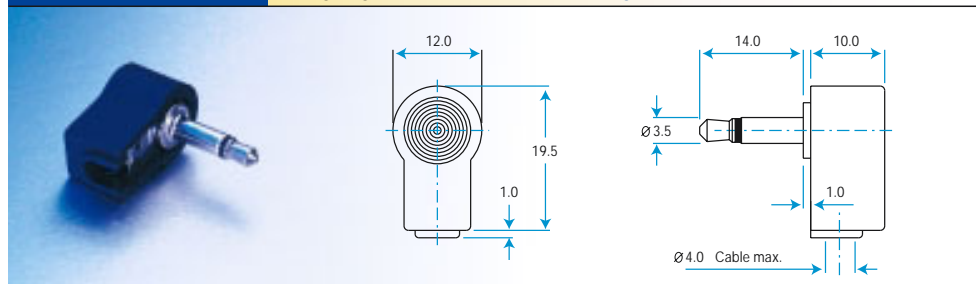
Stecker isoliert




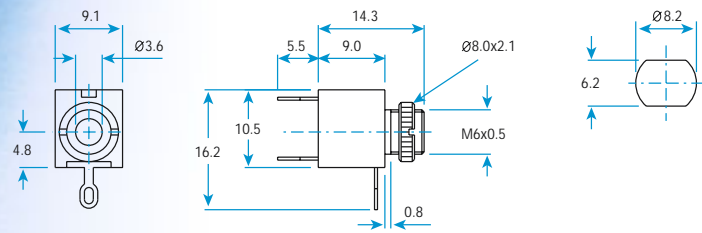
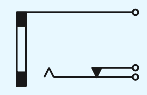
4 8 3 2 . 1 2 2 0

Plug angled insulated

Stecker abgewinkelt isoliert




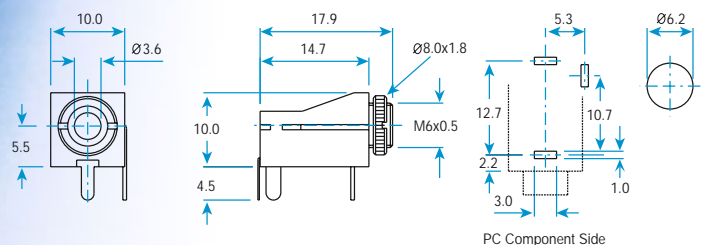
4 8 3 2 . 2 2 0 0 Socket screened solder tabs **Socket abgeschirmt Lötanschluss**

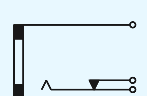
Mounting Details
Maximum Panel Thickness: 2.4mm

Montage Detail
Maximale Wandstärke: 2.4mm

4 8 3 2 . 2 2 2 0 Socket screened PCB tabs **Socket abgeschirmt PIN Anschluss**


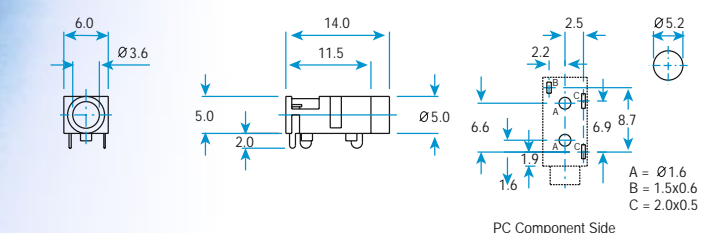
PC Component Side



Mounting Details
Maximum Panel Thickness: 1.4mm

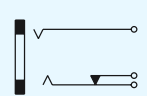
Montage Detail
Maximale Wandstärke: 1.4mm

4 8 3 2 . 2 2 3 0 Socket insulated PCB tabs **Socket isoliert PIN Anschluss**


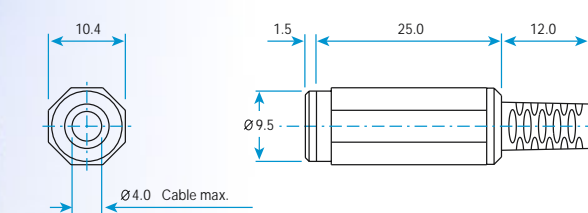
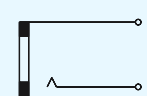



PC Component Side

A = Ø1.6
B = 1.5x0.6
C = 2.0x0.5



4 8 3 2 . 3 2 0 0 Line socket **Inline Sockel**

3.5mm 3 Pole

Audio Connectors
Audio Stecker

Technical Specification

See Page 7 for complete technical specification and Page 24 for possible combinations.

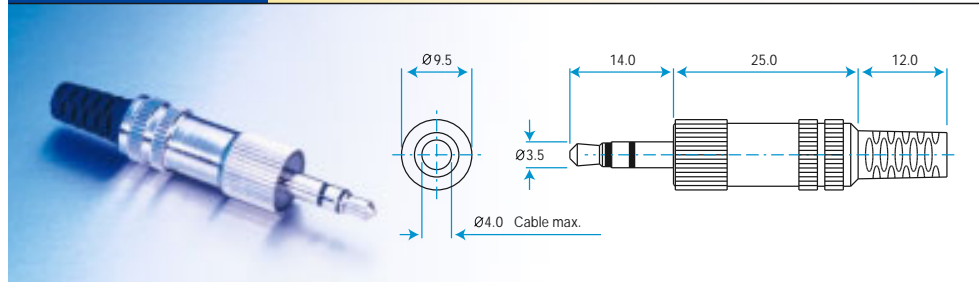
Technische Spezifikation

Siehe Seite 7 für die vollständige technische Spezifikation und Seite 24 für mögliche Kombinationen.

4 8 3 2 . 1 3 0 0

Plug screened

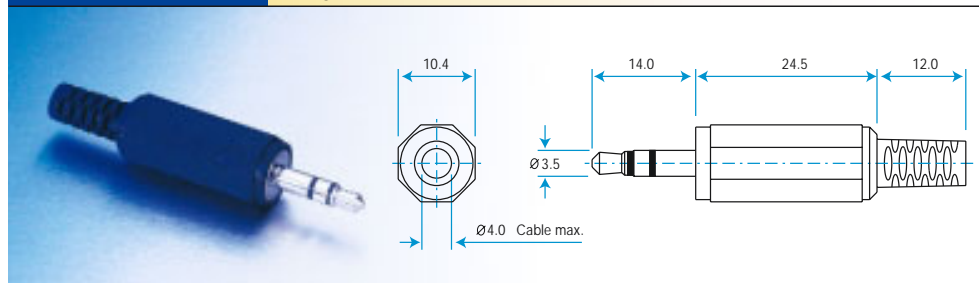
Stecker abgeschirmt



4 8 3 2 . 1 3 1 0

Plug insulated

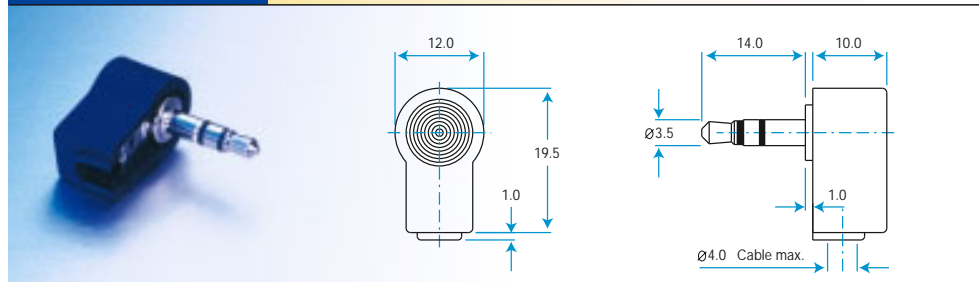
Stecker isoliert




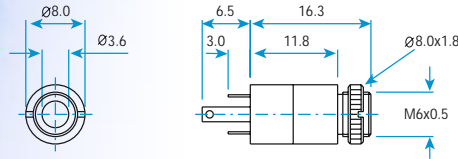
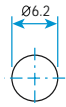
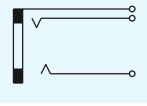
4 8 3 2 . 1 3 2 0

Plug angled insulated

Stecker abgewinkelt isoliert




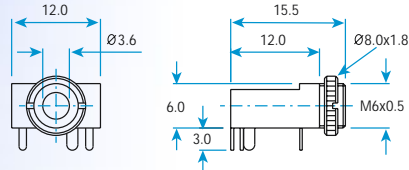
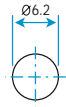
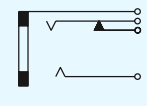
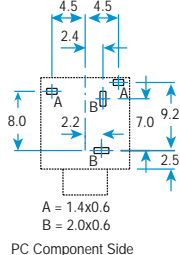
4 8 3 2 . 2 3 0 0 Socket screened solder tabs **Socket abgeschirmt Lötanschluss**

Mounting Details
Maximum Panel Thickness: 2.7mm

Montage Detail
Maximale Wandstärke: 2.7mm

4 8 3 2 . 2 3 2 0 Socket screened PCB tabs **Socket abgeschirmt PIN Anschluss**


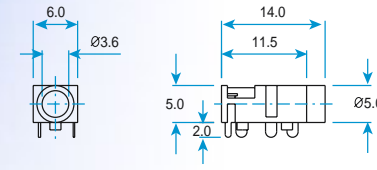
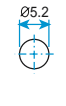
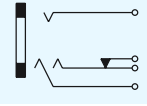
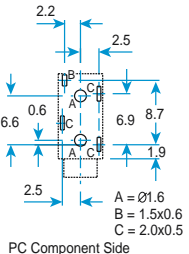






Mounting Details
Maximum Panel Thickness: 1.7mm

Montage Detail
Maximale Wandstärke: 1.7mm

PC Component Side

4 8 3 2 . 2 3 3 0 Socket insulated PCB tabs **Socket isoliert PIN Anschluss**

Mounting Details
Maximum Panel Thickness: 1.7mm

Montage Detail
Maximale Wandstärke: 1.7mm

PC Component Side

4 8 3 2 . 3 3 0 0 Line socket **Inline Socket**

