



Micro Commercial Components



Micro Commercial Components
20736 Marilla Street Chatsworth
CA 91311
Phone: (818) 701-4933
Fax: (818) 701-4939

MMBT3906T

PNP General Purpose Transistor

Features

- Lead Free Finish/RoHS Compliant ("P" Suffix designates RoHS Compliant. See ordering information)
- Surface Mount SOT-523 Package
- Epitaxial Planar Die Construction
- Epoxy meets UL 94 V-0 flammability rating
- Moisture Sensitivity Level 1
- Marking:3N

Maximum Ratings

Symbol	Rating	Rating	Unit
V_{CE0}	Collector-Emitter Voltage	-40	V
V_{CBO}	Collector-Base Voltage	-40	V
V_{EBO}	Emitter-Base Voltage	-5.0	V
I_C	Collector Current	-200	mA
$R_{\theta JA}$	Typical Thermal Resistance Junction to Ambient	833	$^{\circ}C/W$
P_D	Power Dissipation	150	mW
T_J	Junction Temperature	-55 to +150	$^{\circ}C$
T_{STG}	Storage Temperature	-55 to +150	$^{\circ}C$

Electrical Characteristics @ 25°C Unless Otherwise Specified

Symbol	Parameter	Min	Max	Units
--------	-----------	-----	-----	-------

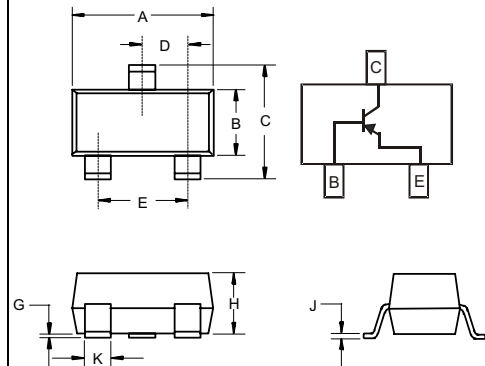
OFF CHARACTERISTICS

$V_{(BR)CEO}$	Collector-Emitter Breakdown Voltage ($I_C = -1.0mA$, $I_B = 0$)	-40		Vdc
$V_{(BR)CBO}$	Collector-Base Breakdown Voltage ($I_C = -10\mu A$, $I_E = 0$)	-40		Vdc
$V_{(BR)EBO}$	Emitter-Base Breakdown Voltage ($I_E = -10\mu A$, $I_C = 0$)	-5.0		Vdc
I_{CBO}	Collector Cut-off Current ($V_{CB} = -30Vdc$, $I_E = 0$)		-50	nAdc
I_{EBO}	Emitter Cut-off Current ($V_{EB} = -5Vdc$, $I_C = 0$)		-50	nAdc

ON CHARACTERISTICS

h_{FE}	DC Current Gain* ($I_C = -0.1mA$, $V_{CE} = -1.0Vdc$) ($I_C = -1.0mA$, $V_{CE} = -1.0Vdc$) ($I_C = -10mA$, $V_{CE} = -1.0Vdc$) ($I_C = -50mA$, $V_{CE} = -1.0Vdc$) ($I_C = -100mA$, $V_{CE} = -1.0Vdc$)	60 80 100 60 30	300	
$V_{CE(sat)}$	Collector-Emitter Saturation Voltage ($I_C = -10mA$, $I_B = -1.0mA$) ($I_C = -50mA$, $I_B = -5.0mA$)		-0.25 -0.4	Vdc
$V_{BE(sat)}$	Base-Emitter Saturation Voltage ($I_C = -10mA$, $I_B = -1.0mA$) ($I_C = -50mA$, $I_B = -5.0mA$)	-0.65	-0.85 -0.95	Vdc

SOT-523



DIM	DIMENSIONS				NOTE
	INCHES		MM		
	MIN	MAX	MIN	MAX	
A	.059	.067	1.50	1.70	
B	.030	.033	0.75	0.85	
C	.057	.069	1.45	1.75	
D	.020 Nominal		0.50 Nominal		
E	.035	.043	0.90	1.10	
G	.000	.004	.000	.100	
H	.028	.031	.70	0.80	
J	.004	.008	.100	.200	
K	.010	.014	.25	.35	

MMBT3906T



Micro Commercial Components

SMALL-SIGNAL CHARACTERISTICS

Symbol	Parameter	Min	Max	Units
f_T	Current Gain-Bandwidth Product ($I_C=-10\text{mAdc}$, $V_{CE}=-20\text{Vdc}$, $f=100\text{MHz}$)	250		MHz
C_{obo}	Output Capacitance ($V_{CE}=-5.0\text{Vdec}$, $I_E=0$, $f=1\text{MHz}$)		4.5	pF
C_{ibo}	Input Capacitance ($V_{BE}=-0.5\text{Vdc}$, $I_C=0$, $f=1\text{kHz}$)		10.0	pF
NF	Noise Figure ($I_C=-100\mu\text{Adc}$, $V_{CE}=-5.0\text{Vdc}$, $R_S=1.0\text{k}\Omega$, $f=1\text{KHz}$)		4.0	dB

SWITCHING CHARACTERISTICS

t_d	Delay Time	(V _{CC} =-3.0Vdc, V _{BE} =-0.5Vdc, I _C =-10mAdc, I _{B1} =-1.0mAdc)	35	ns
t_r	Rise Time		35	ns
t_s	Storage Time	(V _{CC} =-3.0Vdc, I _C =-10mAdc, I _{B1} =I _{B2} =-1.0mAdc)	225	ns
t_f	Fall Time		75	ns

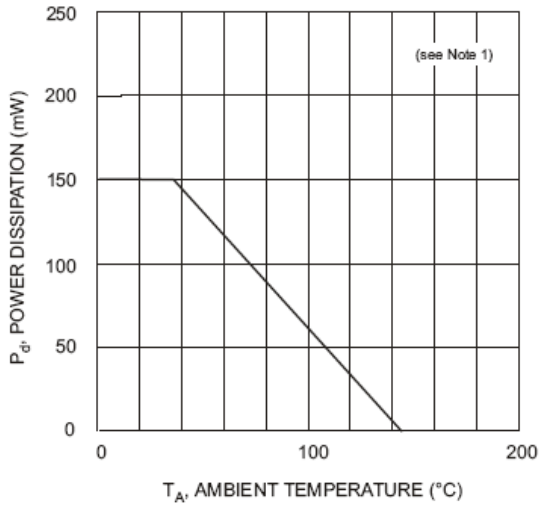


Fig. 1, Power Derating Curve

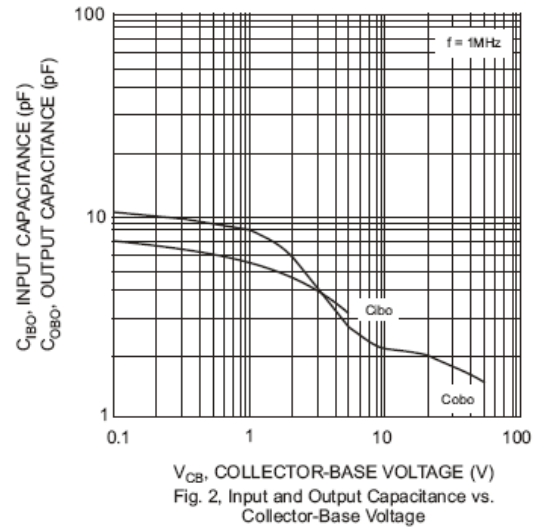


Fig. 2, Input and Output Capacitance vs. Collector-Base Voltage

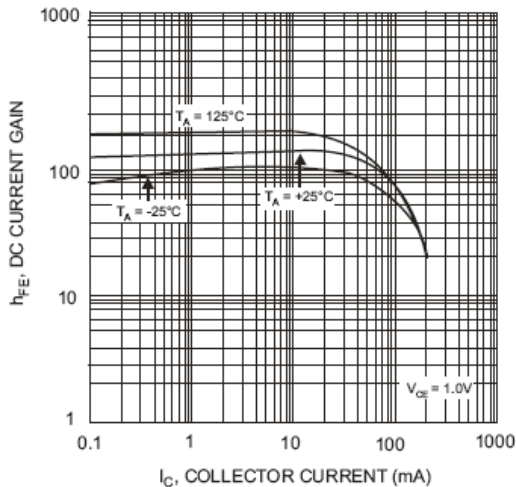


Fig. 3, Typical DC Current Gain vs. Collector Current

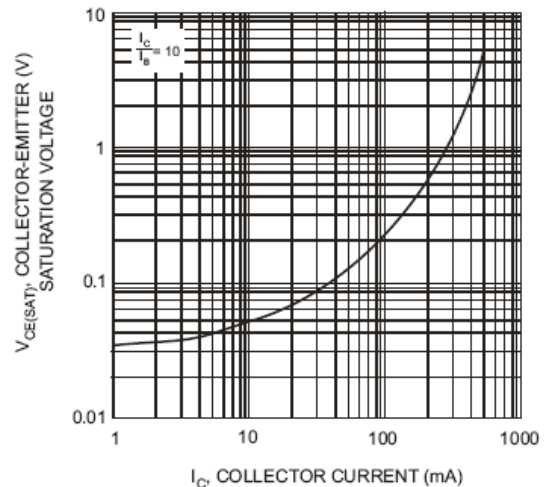


Fig. 4, Typical Collector-Emitter Saturation Voltage vs. Collector Current

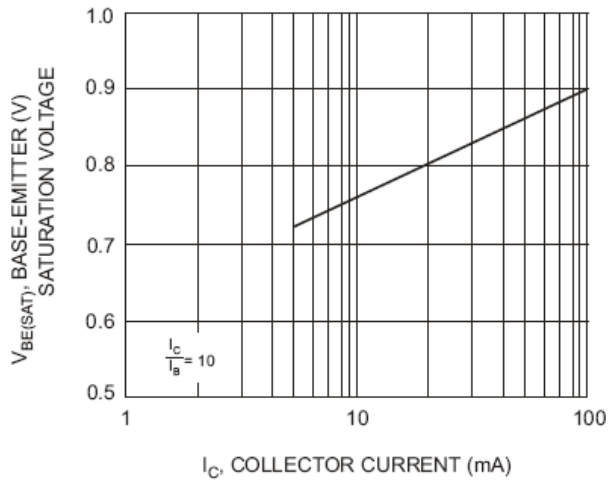


Fig. 5, Typical Base-Emitter Saturation Voltage vs. Collector Current



Micro Commercial Components

Ordering Information :

Device	Packing
Part Number-TP	Tape&Reel; 3Kpcs/Reel

IMPORTANT NOTICE

Micro Commercial Components Corp. reserves the right to make changes without further notice to any product herein to make corrections, modifications , enhancements , improvements , or other changes . **Micro Commercial Components Corp .** does not assume any liability arising out of the application or use of any product described herein; neither does it convey any license under its patent rights ,nor the rights of others . The user of products in such applications shall assume all risks of such use and will agree to hold **Micro Commercial Components Corp .** and all the companies whose products are represented on our website, harmless against all damages.

LIFE SUPPORT

MCC's products are not authorized for use as critical components in life support devices or systems without the express written approval of Micro Commercial Components Corporation.

CUSTOMER AWARENESS

Counterfeiting of semiconductor parts is a growing problem in the industry. Micro Commercial Components (MCC) is taking strong measures to protect ourselves and our customers from the proliferation of counterfeit parts. MCC strongly encourages customers to purchase MCC parts either directly from MCC or from Authorized MCC Distributors who are listed by country on our web page cited below. Products customers buy either from MCC directly or from Authorized MCC Distributors are genuine parts, have full traceability, meet MCC's quality standards for handling and storage. **MCC will not provide any warranty coverage or other assistance for parts bought from Unauthorized Sources.** MCC is committed to combat this global problem and encourage our customers to do their part in stopping this practice by buying direct or from authorized distributors.

www.mccsemi.com