

Silicon Standard Recovery Diode

$V_{RRM} = 400\text{ V} - 1800\text{ V}$

$I_F = 320\text{ A}$

Features

- High Surge Capability
- Types up to 1800 V V_{RRM}
- Equivalent to SKR240 Series

DO-9 Package



Maximum ratings, at $T_j = 25\text{ °C}$, unless otherwise specified (GKN has leads reversed)

Parameter	Symbol	Conditions	GKR240/04	GKR240/08	GKR240/12	GKR240/14	GKR240/16	GKR240/18	Unit
Repetitive peak reverse voltage	V_{RRM}		400	800	1200	1400	1600	1800	V
DC blocking voltage	V_{DC}		400	800	1200	1400	1600	1800	V
Continuous forward current	I_F	$T_C \leq 100\text{ °C}$	320	320	320	320	320	320	A
Surge non-repetitive forward current, Half Sine Wave	$I_{F,SM}$	$T_C = 25\text{ °C}, t_p = 10\text{ ms}$	6000	6000	6000	6000	6000	6000	A
Operating temperature	T_j		-40 to 180	-40 to 180	-40 to 180	-40 to 180	-40 to 180	-40 to 180	°C
Storage temperature	T_{stg}		-55 to 180	-55 to 180	-55 to 180	-55 to 180	-55 to 180	-55 to 180	°C

Electrical characteristics, at $T_j = 25\text{ °C}$, unless otherwise specified

Parameter	Symbol	Conditions	GKR240/04	GKR240/08	GKR240/12	GKR240/14	GKR240/16	GKR240/18	Unit
Diode forward voltage	V_F	$I_F = 60\text{ A}, T_j = 25\text{ °C}$	1.4	1.4	1.4	1.4	1.4	1.4	V
Reverse current	I_R	$V_R = V_{RRM}, T_j = 25\text{ °C}$	60	60	60	60	60	60	mA

Thermal characteristics

Parameter	Symbol	Conditions	GKR240/04	GKR240/08	GKR240/12	GKR240/14	GKR240/16	GKR240/18	Unit
Thermal resistance, junction - case	R_{thJC}		0.20	0.20	0.20	0.20	0.20	0.20	K/W

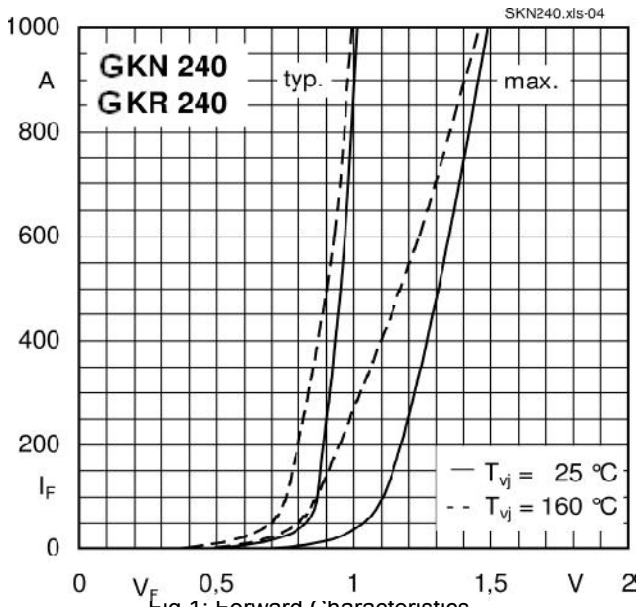


Fig 1: Forward Characteristics

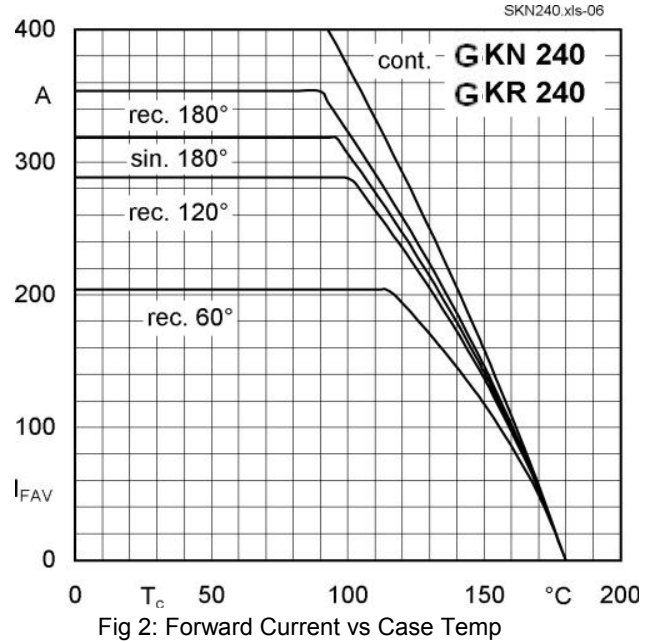


Fig 2: Forward Current vs Case Temp

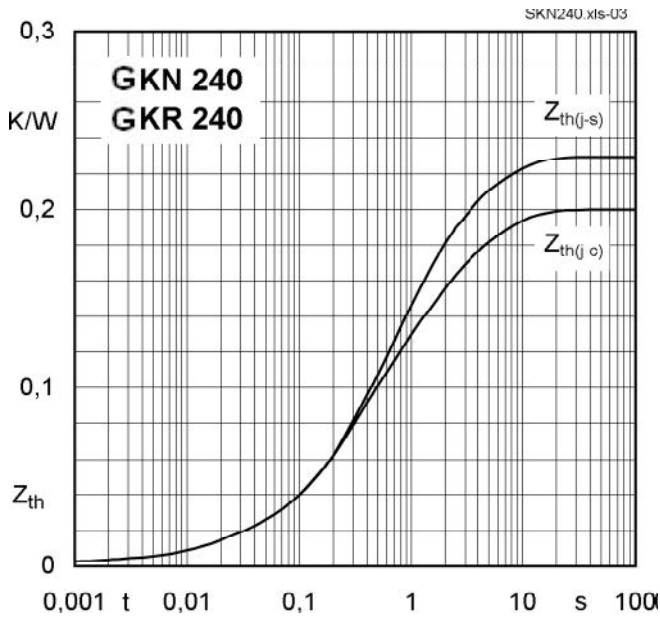


Fig 3: Transient Thermal Impedance vs Time

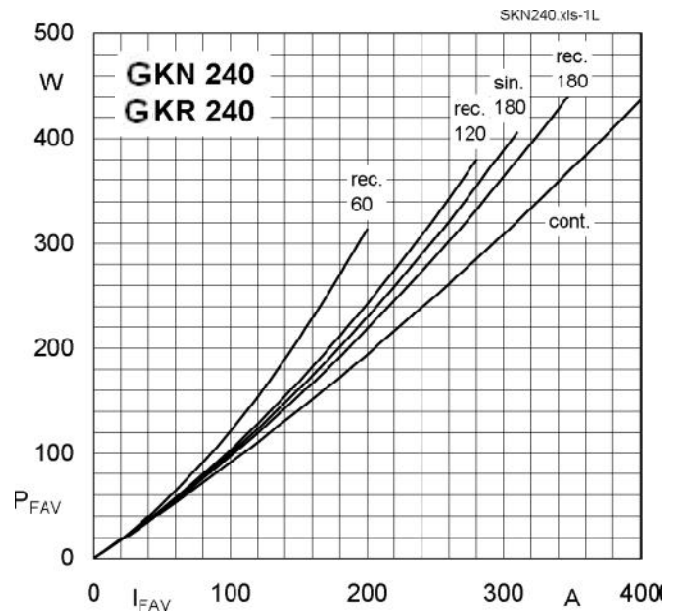


Fig 4: Power Dissipation vs Forward Current