


**CTLDM3590****SURFACE MOUNT  
N-CHANNEL  
ENHANCEMENT-MODE  
SILICON MOSFET**

www.centrasemi.com

**DESCRIPTION:**

The CENTRAL SEMICONDUCTOR CTLDM3590 is an enhancement-mode N-channel MOSFET designed for applications including high speed pulsed amplifiers and drivers. This MOSFET has beneficially low  $r_{DS(ON)}$ , low threshold voltage, and very low gate charge characteristics.

**MARKING CODE: 1****FEATURES:**

- ESD protection up to 2kV
- Power dissipation: 125mW
- Low  $r_{DS(ON)}$
- Low threshold voltage
- Ultra small, ultra low profile 0.6mm x 0.8mm x 0.4mm TLM™ leadless surface mount package

**APPLICATIONS:**

- Load/Power Switches
- Boost/Buck Converters
- Battery Charging/Power Management

**MAXIMUM RATINGS:** ( $T_A=25^\circ\text{C}$ )

Drain-Source Voltage
Gate-Source Voltage
Continuous Drain Current (Steady State)
Pulsed Drain Current, $t_p=10\mu\text{s}$
Power Dissipation
Operating and Storage Junction Temperature
Thermal Resistance

SYMBOL		UNITS
$V_{DS}$	20	V
$V_{GS}$	8.0	V
$I_D$	160	mA
$I_D$	800	mA
$P_D$	125	mW
$T_J, T_{stg}$	-65 to +150	$^\circ\text{C}$
$\Theta_{JA}$	1000	$^\circ\text{C/W}$

**ELECTRICAL CHARACTERISTICS:** ( $T_A=25^\circ\text{C}$  unless otherwise noted)

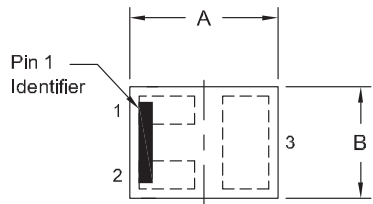
SYMBOL	TEST CONDITIONS	MIN	TYP	MAX	UNITS
$I_{GSSF}, I_{GSSR}$	$V_{GS}=5.0\text{V}, V_{DS}=0$			100	nA
$I_{DSS}$	$V_{DS}=5.0\text{V}, V_{GS}=0$			50	nA
$I_{DSS}$	$V_{DS}=16\text{V}, V_{GS}=0$			100	nA
$BV_{DSS}$	$V_{GS}=0, I_D=250\mu\text{A}$	20			V
$V_{GS(th)}$	$V_{DS}=V_{GS}, I_D=250\mu\text{A}$	0.4		1.0	V
$r_{DS(ON)}$	$V_{GS}=4.5\text{V}, I_D=100\text{mA}$		1.5	3.0	$\Omega$
$r_{DS(ON)}$	$V_{GS}=2.5\text{V}, I_D=50\text{mA}$		2.0	4.0	$\Omega$
$r_{DS(ON)}$	$V_{GS}=1.8\text{V}, I_D=20\text{mA}$		3.0	6.0	$\Omega$
$r_{DS(ON)}$	$V_{GS}=1.5\text{V}, I_D=10\text{mA}$		4.0	10	$\Omega$
$r_{DS(ON)}$	$V_{GS}=1.2\text{V}, I_D=1.0\text{mA}$		7.0		$\Omega$
$Q_g(\text{tot})$	$V_{DS}=10\text{V}, V_{GS}=4.5\text{V}, I_D=100\text{mA}$		0.458		nC
$Q_{gs}$	$V_{DS}=10\text{V}, V_{GS}=4.5\text{V}, I_D=100\text{mA}$		0.176		nC
$Q_{gd}$	$V_{DS}=10\text{V}, V_{GS}=4.5\text{V}, I_D=100\text{mA}$		0.138		nC
$g_{FS}$	$V_{DS}=5.0\text{V}, I_D=125\text{mA}$		1.3		S
$C_{rss}$	$V_{DS}=15\text{V}, V_{GS}=0, f=1.0\text{MHz}$		2.2		pF
$C_{iss}$	$V_{DS}=15\text{V}, V_{GS}=0, f=1.0\text{MHz}$		9.0		pF
$C_{oss}$	$V_{DS}=15\text{V}, V_{GS}=0, f=1.0\text{MHz}$		3.0		pF
$t_{on}$	$V_{DD}=10\text{V}, V_{GS}=4.5\text{V}, I_D=200\text{mA}$		25		ns
$t_{off}$	$V_{DD}=10\text{V}, V_{GS}=4.5\text{V}, I_D=200\text{mA}$		85		ns

R3 (27-September 2012)

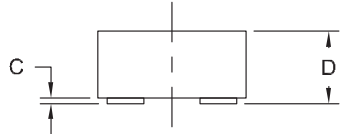
**CTLDM3590**  
**SURFACE MOUNT**  
**N-CHANNEL**  
**ENHANCEMENT-MODE**  
**SILICON MOSFET**



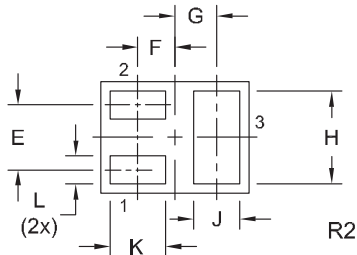
**TLM3D6D8 CASE - MECHANICAL OUTLINE**



TOP VIEW



SIDE VIEW

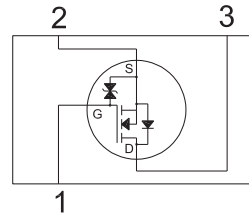


BOTTOM VIEW

SYMBOL	INCHES		MILLIMETERS	
	MIN	MAX	MIN	MAX
A	0.029	0.034	0.75	0.85
B	0.021	0.026	0.55	0.65
C	0.000	0.002	0.00	0.05
D	0.012	0.016	0.31	0.40
E	0.014		0.35	
F	0.008		0.20	
G	0.009		0.225	
H	0.017	0.022	0.45	0.55
J	0.008	0.012	0.20	0.30
K	0.010	0.014	0.25	0.35
L	0.004	0.008	0.10	0.20

TLM3D6D8 (REV: R2)

**PIN CONFIGURATION**  
(Bottom View)



**LEAD CODE:**

- 1) Gate
- 2) Source
- 3) Drain

**MARKING CODE: 1**

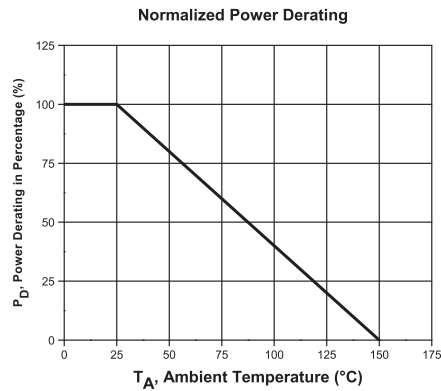
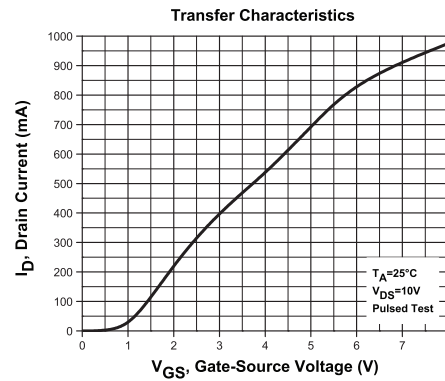
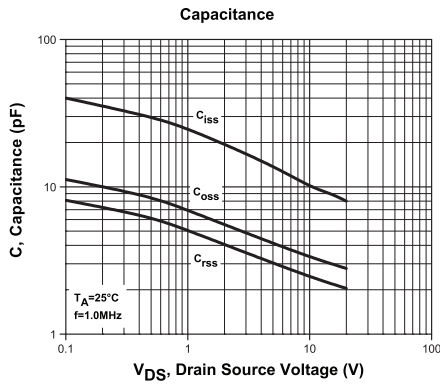
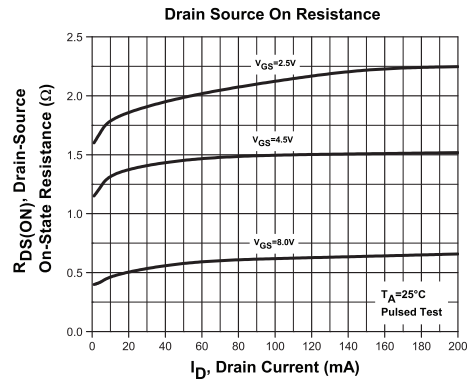
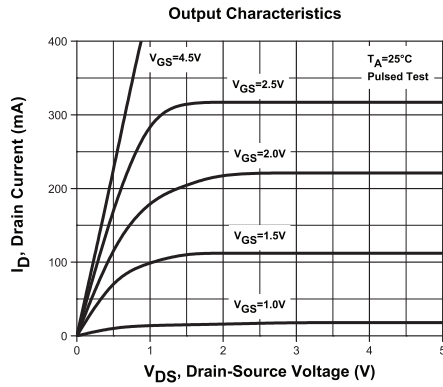
R3 (27-September 2012)

CTLDM3590

**SURFACE MOUNT  
N-CHANNEL  
ENHANCEMENT-MODE  
SILICON MOSFET**



**TYPICAL ELECTRICAL CHARACTERISTICS**



R3 (27-September 2012)

[www.centrasemi.com](http://www.centrasemi.com)