

**NOT RECOMMENDED FOR NEW DESIGNS**  
**USE GS1A-LTP~GS1M-LTP or GS1AE~GS1ME Series**



Micro Commercial Components



Micro Commercial Components  
 20736 Marilla Street Chatsworth  
 CA 91311  
 Phone: (818) 701-4933  
 Fax: (818) 701-4939

**GS1A  
 THRU  
 GS1M**

**Features**

- Epoxy meets UL 94 V-0 flammability rating
- Moisture Sensitivity Level 1
- Low Thermal Resistance
- High Temp Soldering: 260°C for 10 Seconds At Terminals
- Lead Free Finish/Rohs Compliant (Note1) ("P" Suffix designates Compliant. See ordering information)

**Maximum Ratings**

- Operating Temperature: -55°C to +150°C
- Storage Temperature: -55°C to +150°C
- Maximum Thermal Resistance; 15°C/W Junction To Lead

MCC Catalog Number	Device Marking	Maximum Recurrent Peak Reverse Voltage	Maximum RMS Voltage	Maximum DC Blocking Voltage
GS1A	GS1A	50V	35V	50V
GS1B	GS1B	100V	70V	100V
GS1D	GS1D	200V	140V	200V
GS1G	GS1G	400V	280V	400V
GS1J	GS1J	600V	420V	600V
GS1K	GS1K	800V	560V	800V
GS1M	GS1M	1000V	700V	1000V

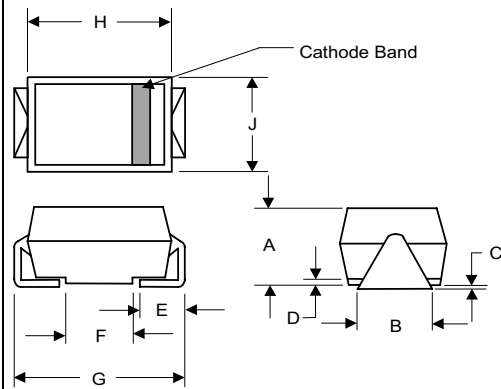
**Electrical Characteristics @ 25°C Unless Otherwise Specified**

Average Forward current	$I_{F(AV)}$	1.0A	$T_a = 75^\circ\text{C}$
Peak Forward Surge Current	$I_{FSM}$	30A	8.3ms, half sine,
Maximum Instantaneous Forward Voltage	$V_F$	1.1V	$I_{FM} = 1.0\text{A};$ $T_J = 25^\circ\text{C}^*$
Maximum DC Reverse Current At Rated DC Blocking Voltage	$I_R$	10µA 50µA	$T_J = 25^\circ\text{C}$ $T_J = 125^\circ\text{C}$
Typical Junction Capacitance	$C_J$	15pF	Measured at 1.0MHz, $V_R=4.0\text{V}$

\*Pulse test: Pulse width 300 µsec, Duty cycle 2%  
 Note: 1. High Temperature Solder Exemptions Applied, see EU Directive Annex 7.

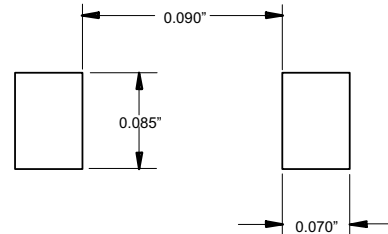
**1 Amp  
 Silicon Rectifier  
 50 to 1000 Volts**

**DO-214AC  
 (HSMA) (High Profile)**



DIM	INCHES		MM		NOTE
	MIN	MAX	MIN	MAX	
A	.078	.116	1.98	2.95	
B	.067	.089	1.70	2.25	
C	.002	.008	.05	.20	
D	—	.02	—	.51	
E	.035	.055	.89	1.40	
F	.065	.096	1.65	2.45	
G	.205	.224	5.21	5.69	
H	.160	.180	4.06	4.57	
J	.100	.112	2.57	2.84	

**SUGGESTED SOLDER  
 PAD LAYOUT**



# GS1A thru GS1M



Micro Commercial Components

Figure 1  
Typical Forward Characteristics

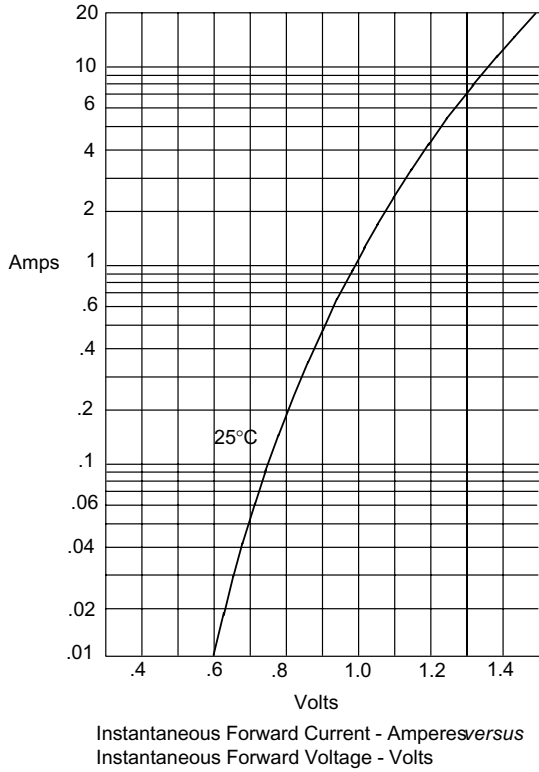
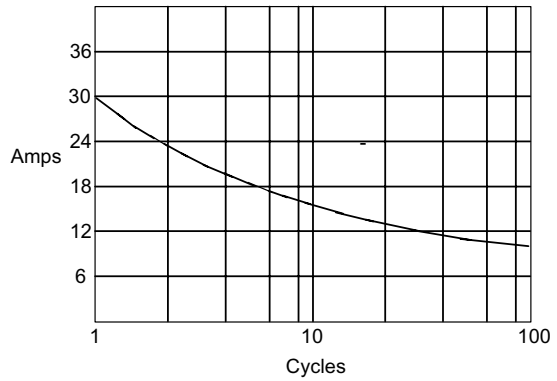
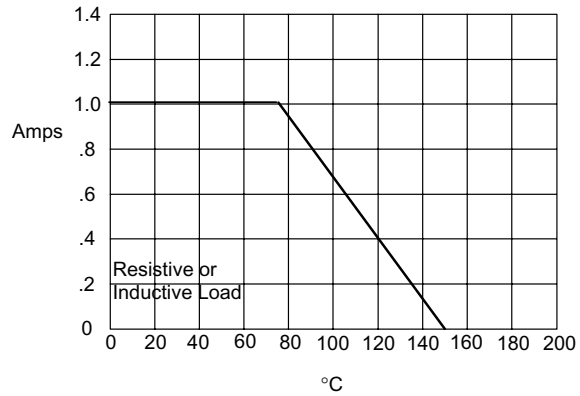


Figure 3  
Maximum Overload Surge Current



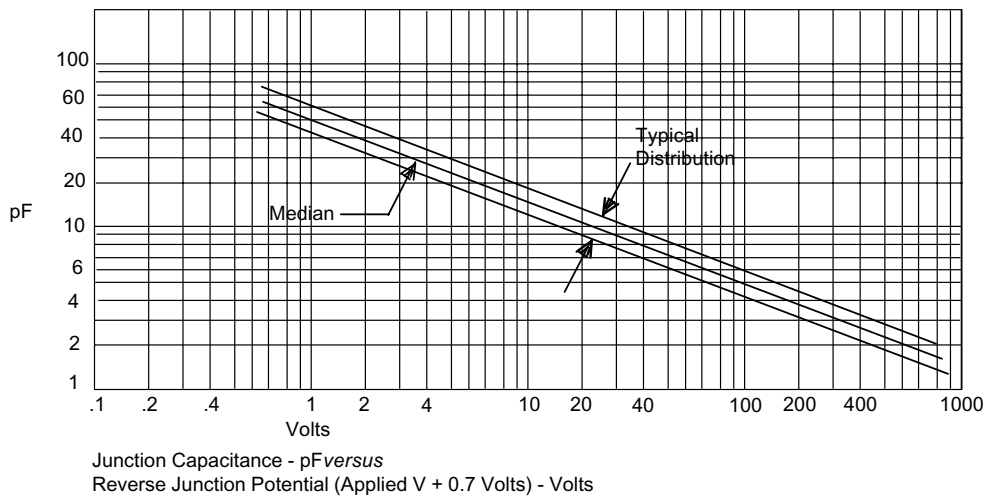
Peak Forward Current - Amperes versus Number of Cycles at 60Hz

Figure 4  
Forward Derating Curve



Average Forward Rectified Current - Amperes versus Ambient Temperature - °C

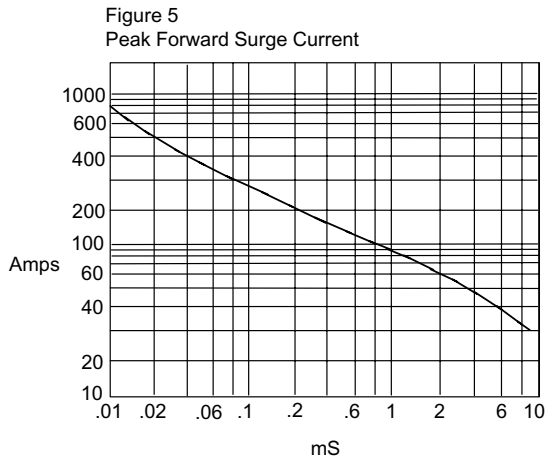
Figure 2  
Junction Capacitance



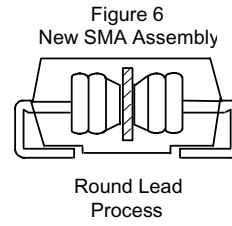
# GS1A thru GS1M



Micro Commercial Components



Peak Forward Surge Current - Amperes versus  
Pulse Duration - Milliseconds (mS)





Micro Commercial Components

Ordering Information :

Device	Packing
Part Number-TP	Tape&Reel: 3Kpcs/Reel

**\*\*\*IMPORTANT NOTICE\*\*\***

**Micro Commercial Components Corp.** reserves the right to make changes without further notice to any product herein to make corrections, modifications , enhancements , improvements , or other changes . **Micro Commercial Components Corp .** does not assume any liability arising out of the application or use of any product described herein; neither does it convey any license under its patent rights ,nor the rights of others . The user of products in such applications shall assume all risks of such use and will agree to hold **Micro Commercial Components Corp .** and all the companies whose products are represented on our website, harmless against all damages.

**\*\*\*LIFE SUPPORT\*\*\***

MCC's products are not authorized for use as critical components in life support devices or systems without the express written approval of Micro Commercial Components Corporation.

**\*\*\*CUSTOMER AWARENESS\*\*\***

Counterfeiting of semiconductor parts is a growing problem in the industry. Micro Commercial Components (MCC) is taking strong measures to protect ourselves and our customers from the proliferation of counterfeit parts. MCC strongly encourages customers to purchase MCC parts either directly from MCC or from Authorized MCC Distributors who are listed by country on our web page cited below. Products customers buy either from MCC directly or from Authorized MCC Distributors are genuine parts, have full traceability, meet MCC's quality standards for handling and storage. **MCC will not provide any warranty coverage or other assistance for parts bought from Unauthorized Sources.** MCC is committed to combat this global problem and encourage our customers to do their part in stopping this practice by buying direct or from authorized distributors.

[www.mccsemi.com](http://www.mccsemi.com)