


GBJ25005-G Thru. GBJ2510-G

Reverse Voltage: 50 to 1000V

Forward Current: 25.0A

RoHS Device

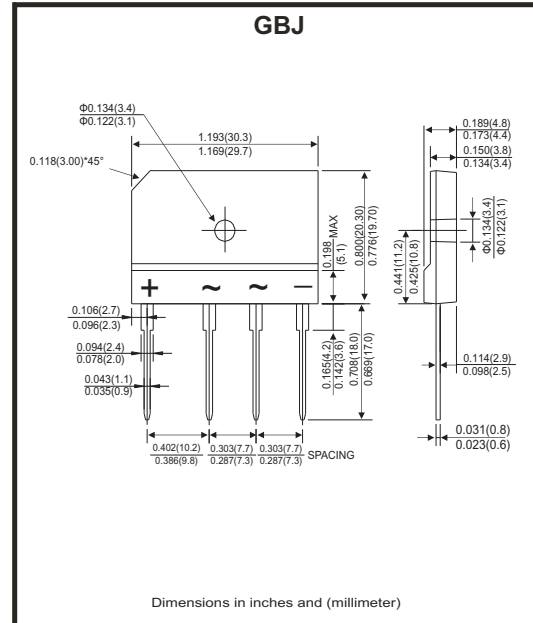


Features

- Rating to 1000V PRV.
- Ideal for printed circuit board
- Low forward voltage drop, high current capability.

Mechanical Data

- Epoxy: U/L 94-V0 rate flame retardant.
- Case: Molded plastic, GBJ
- Mounting position: Any
- Weight: 6.81grams



Maximum ratings and electrical characteristics

Rating at 25 °C ambient temperature unless otherwise specified.
Single phase, half wave, 60Hz, resistive or inductive load.
For capacitive load, derate current by 20%

Parameter	Symbol	GBJ 25005-G	GBJ 2501-G	GBJ 2502-G	GBJ 2504-G	GBJ 2506-G	GBJ 2508-G	GBJ 2510-G	Unit
Maximum Recurrent Peak Reverse Voltage	V_{RRM}	50	100	200	400	600	800	1000	V
Maximum RMS Voltage	V_{RMS}	35	70	140	280	420	560	700	V
Maximum DC Blocking Voltage	V_{DC}	50	100	200	400	600	800	1000	V
Maximum Average Forward (With heatsink Note2) Rectified Current @Tc=100°C (without heatsink)	I_{AV}	25.0 4.2							A
Peak Forward Surge Current , 8.3ms Single Half Sine-Wave Super Imposed On Rated Load (JEDEC Method)	I_{FSM}	350							A
Maximum Forward Voltage at 12.5A DC	V_F	1.1							V
Maximum DC Reverse Current @Tj=25°C At Rate DC Blocking Voltage @Tj=125°C	I_R	10.0 500							μA
$I^2 T$ Rating for Fusing(t<8.3ms)	$I^2 t$	510							A ² s
Typical Junction Capacitance Per Element (Note 1)	C_J	85							pF
Typical Thermal Resistance (Note 2)	$R_{\theta JA}$	0.6							°C/W
Operating Temperature Range	T_J	-55 to +150							°C
Storage Temperature Range	T_{STG}	-55 to +150							°C

Notes:

1. Measured at 1.0MHz and applied reverse voltage of 4.0V DC.
2. Device mounted on 300mm*300mm*1.6mm Cu plate heatsink.

Fig. 1- Forward Current Derating Curve

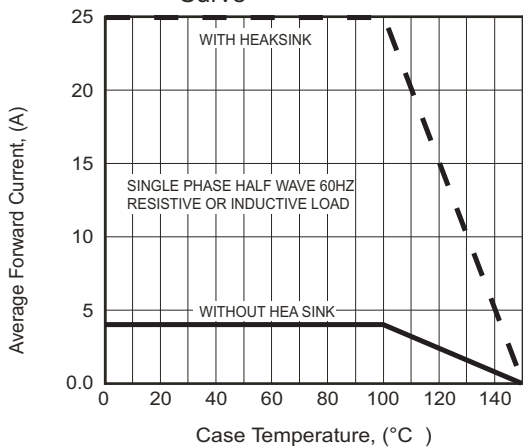


Fig. 2- Typical Forward Characteristics

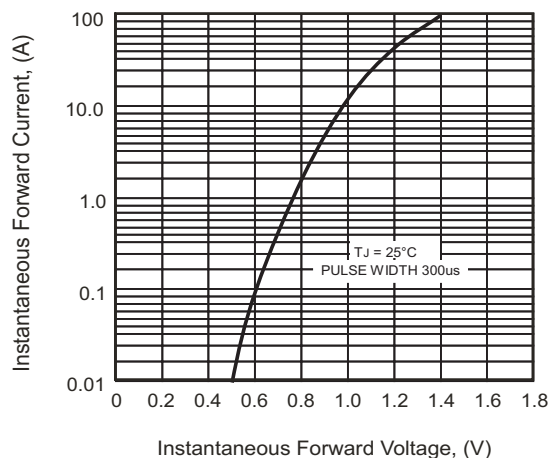


Fig. 3- Maximum Non-Repetitive Surge Current

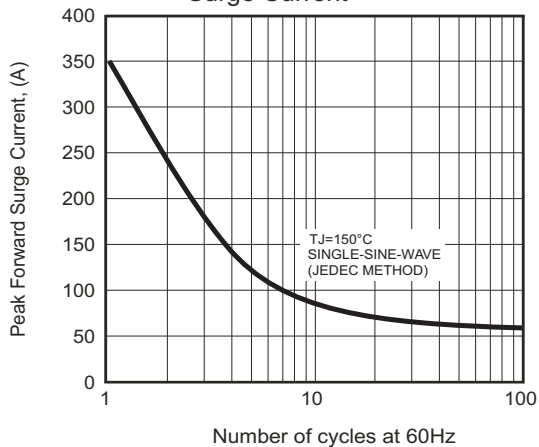


Fig. 4- Typical Junction Capacitance

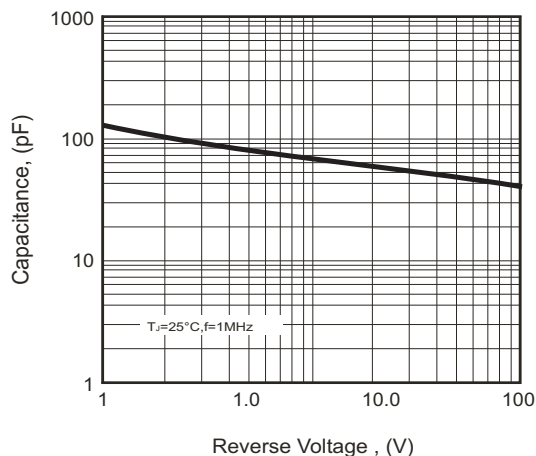
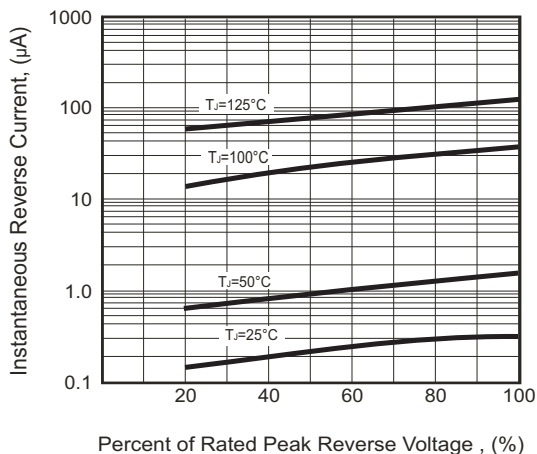
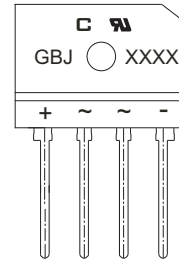


Fig. 5- Typical Reverse Characteristics



Marking Code

Part Number	Marking code
GBJ25005-G	GBJ25005
GBJ2501-G	GBJ2501
GBJ2502-G	GBJ2502
GBJ2504-G	GBJ2504
GBJ2506-G	GBJ2506
GBJ2508-G	GBJ2508
GBJ2510-G	GBJ2510



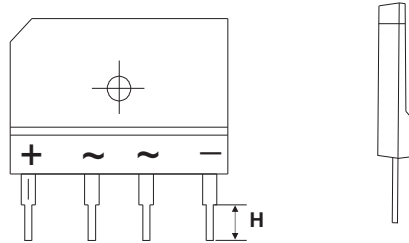
XXX / XXXX = Product type marking code
 □ = Compchip Logo

Standard Packaging

Case Type	TUBE PACK (B/P)		
	TUBE (pcs)	BOX (pcs)	CARTON (pcs)
GBJ	15	750	1,500

GBJ25005-03-G Thru. GBJ2510-06-G

Package outline(Cuts the foot)

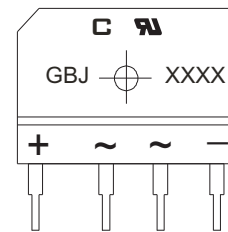


H Part Number	4.5±0.5 (mm)	4.0±0.5 (mm)	10.0±0.5 (mm)	5.0±0.5 (mm)
GBJ25005-G	GBJ25005-03-G	GBJ25005-04-G	GBJ25005-05-G	GBJ25005-06-G
GBJ2501-G	GBJ2501-03-G	GBJ2501-04-G	GBJ2501-05-G	GBJ2501-06-G
GBJ2502-G	GBJ2502-03-G	GBJ2502-04-G	GBJ2502-05-G	GBJ2502-06-G
GBJ2504-G	GBJ2504-03-G	GBJ2504-04-G	GBJ2504-05-G	GBJ2504-06-G
GBJ2506-G	GBJ2506-03-G	GBJ2506-04-G	GBJ2506-05-G	GBJ2506-06-G
GBJ2508-G	GBJ2508-03-G	GBJ2508-04-G	GBJ2508-05-G	GBJ2508-06-G
GBJ2510-G	GBJ2510-03-G	GBJ2510-04-G	GBJ2510-05-G	GBJ2510-06-G

Dimensions in inches and (millimeter)

Marking Code

4.5±0.5 (mm)	4.0±0.5 (mm)	10.0±0.5 (mm)	5.0±0.5 (mm)	Marking code
GBJ25005-03-G	GBJ25005-04-G	GBJ25005-05-G	GBJ25005-06-G	GBJ25005
GBJ2501-03-G	GBJ2501-04-G	GBJ2501-05-G	GBJ2501-06-G	GBJ2501
GBJ2502-03-G	GBJ2502-04-G	GBJ2502-05-G	GBJ2502-06-G	GBJ2502
GBJ2504-03-G	GBJ2504-04-G	GBJ2504-05-G	GBJ2504-06-G	GBJ2504
GBJ2506-03-G	GBJ2506-04-G	GBJ2506-05-G	GBJ2506-06-G	GBJ2506
GBJ2508-03-G	GBJ2508-04-G	GBJ2508-05-G	GBJ2508-06-G	GBJ2508
GBJ2510-03-G	GBJ2510-04-G	GBJ2510-05-G	GBJ2510-06-G	GBJ2510



XXX / XXXX = Product type marking code

☐ = Compchip Logo

Standard Packaging

Case Type	TUBE PACK (B/P)		
	TUBE (pcs)	BOX (pcs)	CARTON (pcs)
GBJ	15	750	1,500