

Common Mode Filters

For high-speed differential signal line
(USB2.0, LVDS, etc.)

TCM series

Type:	TCM0605G	[0202 inch]*
	TCM0806G	[0302 inch]
	TCM1608G	[0603 inch]
		* Dimensions Code [EIA]

Issue date: April 2013

- All specifications are subject to change without notice.
- Conformity to RoHS Directive: This means that, in conformity with EU Directive 2002/95/EC, lead, cadmium, mercury, hexavalent chromium, and specific bromine-based flame retardants, PBB and PBDE, have not been used, except for exempted applications.

Common Mode Filters

For High-speed Differential Signal Line

(USB2.0, LVDS, etc.)

Conformity to RoHS Directive

TCM Series TCM0605G

FEATURES

- Smallest thin-film common mode filter in the industry at L0.65×W0.5×T0.3mm.
- Effectively suppresses radiated noise due to common mode noise without affecting the transmission of high-speed differential signals.
- This product contains no lead and supports lead-free soldering.

APPLICATIONS

- High speed interface(USB2.0, MIPI, LVDS, IEEE1394 and HDMI, etc.) in electronics devices.
- Portable audio, digital cellular phones, DVC, DSC, notebook PCs, PDP/LCD/DLP/PJ TVs, DVD players, amusement machines, etc.

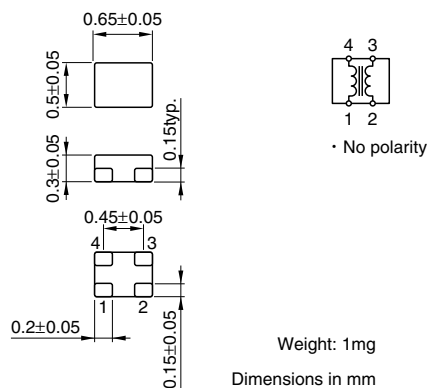
TEMPERATURE RANGES

Operating	-25 to +85°C
Storage(After mount)	-25 to +85°C

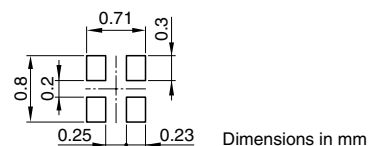
PACKAGING STYLE AND QUANTITIES

Packaging style	Quantity
Taping	10000 pieces/reel

SHAPES AND DIMENSIONS/CIRCUIT DIAGRAM



RECOMMENDED PC BOARD PATTERN



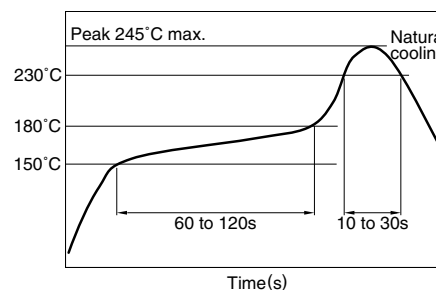
PRODUCT IDENTIFICATION

TCM	0605	G	- 900	- 2P	- T
(1)	(2)	(3)	(4)	(5)	(6)

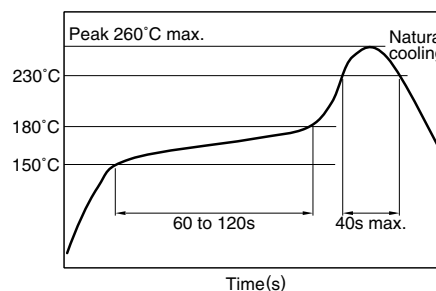
- (1) Series name
- (2) Dimensions L×W
- (3) Product identification number
- (4) Impedance[at 100MHz]
900: 90Ω
- (5) Number of line
2P: 2-line
- (6) Packaging style
T: ø180mm reel taping

RECOMMENDED SOLDERING CONDITIONS

RECOMMENDED TEMPERATURE PROFILE FOR LEAD-FREE SOLDER



REFLOW PROFILE FOR SOLDER HEAT RESISTANCE



- Conformity to RoHS Directive: This means that, in conformity with EU Directive 2002/95/EC, lead, cadmium, mercury, hexavalent chromium, and specific bromine-based flame retardants, PBB and PBDE, have not been used, except for exempted applications.

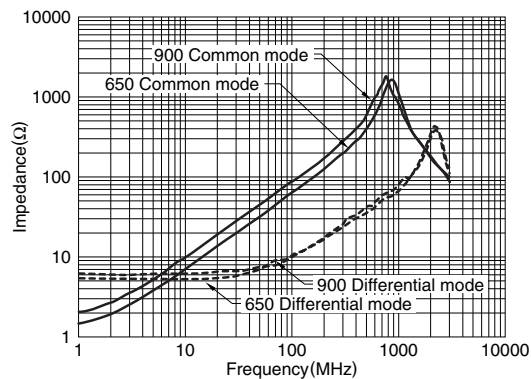
- All specifications are subject to change without notice.

ELECTRICAL CHARACTERISTICS

Part No.	Common mode impedance (Ω) [100MHz]	DC resistance (Ω) [1 line]	Rated current I_{dc} (A)max.	Rated voltage E_{dc} (V)max.	Insulation resistance (M Ω)min.
TCM0605G-900-2P	90 \pm 20%	3 \pm 30%	0.1	10	10
TCM0605G-650-2P	65 \pm 20%	2.7 \pm 30%	0.1	10	10

TYPICAL ELECTRICAL CHARACTERISTICS

IMPEDANCE vs. FREQUENCY CHARACTERISTICS



Common Mode Filters

For High-speed Differential Signal Line (USB2.0, LVDS, etc.)

Conformity to RoHS Directive

TCM Series TCM0806G

FEATURES

- The TCM0806G (L0.85×W0.65×T0.4mm) is a compact thin-film common mode filter.
- By providing wide bandwidth (cutoff frequency: 3GHz) for differential mode, this product has almost no effect for high-speed differential signals and can suppress the radiated emission.
- This product contains no lead and supports lead-free soldering.

APPLICATIONS

- High speed interface(LVDS, IEEE1394 and USB2.0) in electronics devices.
- Portable audio, digital cellular phones, DVC, DSC, PDP/LCD/DLP/PJ TVs, DVD players, notebook PCs, amusement machines, etc.

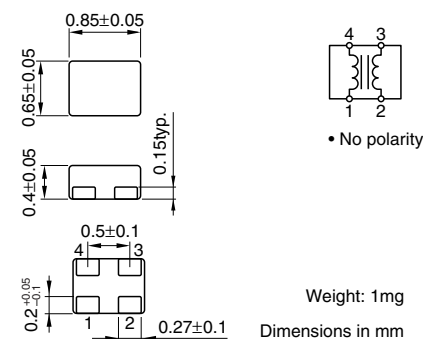
TEMPERATURE RANGES

Operating	-25 to +85°C
Storage(After mount)	-25 to +85°C

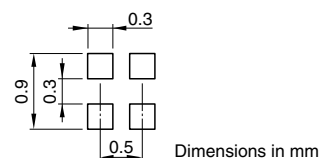
PACKAGING STYLE AND QUANTITIES

Packaging style	Quantity
Taping	10000 pieces/reel

SHAPES AND DIMENSIONS/CIRCUIT DIAGRAM



RECOMMENDED PC BOARD PATTERN

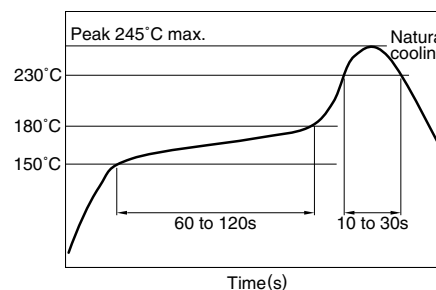


PRODUCT IDENTIFICATION

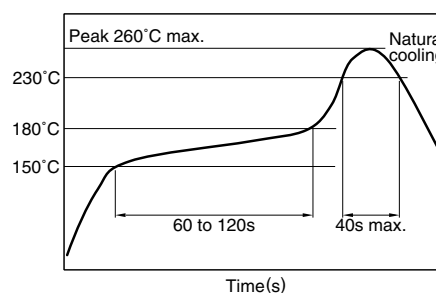
TCM	0806	G	- 900	- 2P	- T
(1)	(2)	(3)	(4)	(5)	(6)

- Series name
- Dimensions L×W
- Product identification number
- Impedance[at 100MHz]
900: 90Ω
- Number of line
2P: 2-line
- Packaging style
T: ø180mm reel taping

RECOMMENDED SOLDERING CONDITIONS RECOMMENDED TEMPERATURE PROFILE FOR LEAD-FREE SOLDER



REFLOW PROFILE FOR SOLDER HEAT RESISTANCE



- Conformity to RoHS Directive: This means that, in conformity with EU Directive 2002/95/EC, lead, cadmium, mercury, hexavalent chromium, and specific bromine-based flame retardants, PBB and PBDE, have not been used, except for exempted applications.

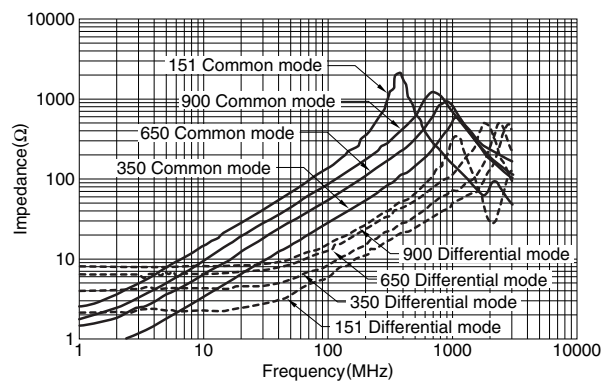
- All specifications are subject to change without notice.

ELECTRICAL CHARACTERISTICS

Part No.	Common mode impedance (Ω) [100MHz]	DC resistance (Ω)[1 line]	Rated current $I_{dc}(A)$ max.	Rated voltage $E_{dc}(V)$ max.	Insulation resistance ($M\Omega$)min.
TCM0806G-350-2P	35 \pm 30%	1.15 \pm 30%	0.10	10	10
TCM0806G-650-2P	65 \pm 20%	2.50 \pm 30%	0.10	10	10
TCM0806G-900-2P	90 \pm 20%	2.70 \pm 30%	0.10	10	10
TCM0806G-151-2P	150 \pm 20%	4.00 \pm 30%	0.10	10	10

TYPICAL ELECTRICAL CHARACTERISTICS

IMPEDANCE vs. FREQUENCY CHARACTERISTICS



Common Mode Filters

For High-speed Differential Signal Line

(USB2.0, LVDS, etc.)

Conformity to RoHS Directive

TCM Series TCM1608G

FEATURES

- The TCM1608G (L1.6×W0.8×T0.4mm) is a dual-circuit modularized thin-film common mode filter array.
- By providing wide bandwidth (cutoff frequency: 3GHz) for differential mode, this product has almost no effect for high-speed differential signals and can suppress the radiated emission.
- This product contains no lead and supports lead-free soldering.

APPLICATIONS

- High speed interface(LVDS, IEEE1394 and USB2.0) in electronics devices.
- PDP/LCD/DLP/PJ TVs, DVD players, notebook PCs, DVC, DSC, amusement machines, portable audio, digital cellular phones, etc.

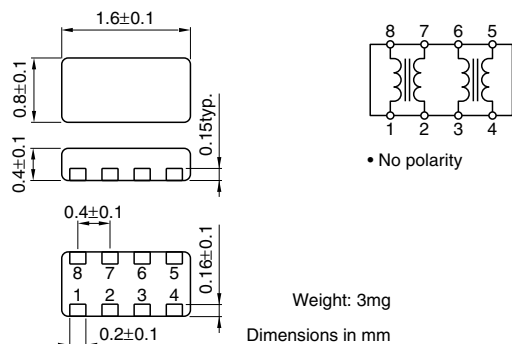
TEMPERATURE RANGES

Operating	-25 to +85°C
Storage(After mount)	-25 to +85°C

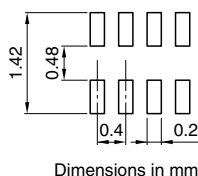
PACKAGING STYLE AND QUANTITIES

Packaging style	Quantity
Taping	4000 pieces/reel

SHAPES AND DIMENSIONS/CIRCUIT DIAGRAMS



RECOMMENDED PC BOARD PATTERNS



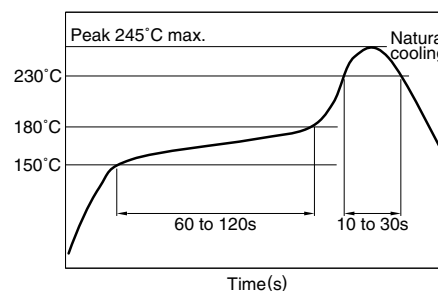
PRODUCT IDENTIFICATION

TCM	1608	G	- 201	- 4P	- T
(1)	(2)	(3)	(4)	(5)	(6)

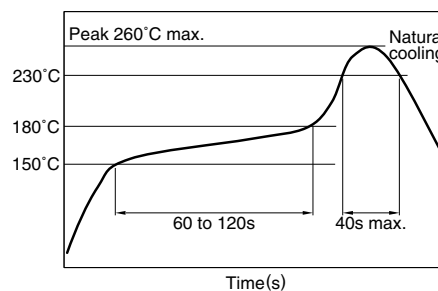
- (1) Series name
- (2) Dimensions L×W
- (3) Product identification number
- (4) Impedance[at 100MHz]
201: 200Ω
- (5) Number of line
4P: 4-line
- (6) Packaging style
T: ø180mm reel taping

RECOMMENDED SOLDERING CONDITIONS

RECOMMENDED TEMPERATURE PROFILE FOR LEAD-FREE SOLDER



REFLOW PROFILE FOR SOLDER HEAT RESISTANCE



- Conformity to RoHS Directive: This means that, in conformity with EU Directive 2002/95/EC, lead, cadmium, mercury, hexavalent chromium, and specific bromine-based flame retardants, PBB and PBDE, have not been used, except for exempted applications.

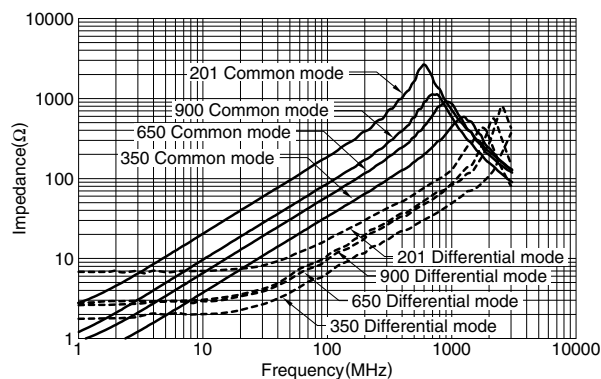
- All specifications are subject to change without notice.

ELECTRICAL CHARACTERISTICS

Part No.	Common mode impedance (Ω) [100MHz]	DC resistance (Ω) [1 line]	Rated current I_{dc} (A)max.	Rated voltage E_{dc} (V)max.	Insulation resistance (M Ω)min.
TCM1608G-350-4P	35 \pm 30%	0.85 \pm 30%	0.10	5	10
TCM1608G-650-4P	65 \pm 20%	1.30 \pm 30%	0.10	5	10
TCM1608G-900-4P	90 \pm 20%	1.50 \pm 30%	0.10	5	10
TCM1608G-201-4P	200 \pm 20%	4.00 \pm 30%	0.05	5	10

TYPICAL ELECTRICAL CHARACTERISTICS

IMPEDANCE vs. FREQUENCY CHARACTERISTICS



• All specifications are subject to change without notice.