

Voltage Controlled Crystal Oscillator

CVXO-018T Model 5x7 mm SMD, 3.3V, HCMOS

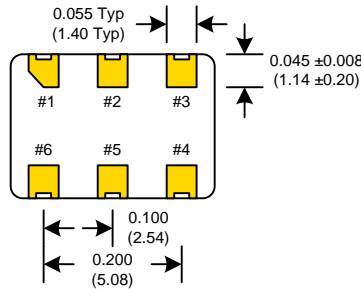
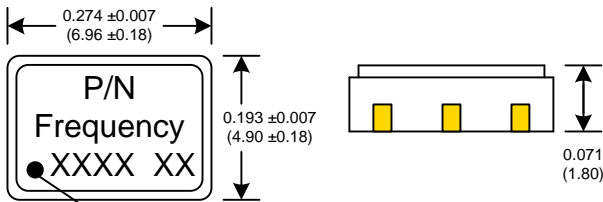
Frequency Range:	1 MHz to 52 MHz
Frequency Stability:	±25ppm to ±100ppm
Temperature Range:	
Operating:	0°C to 70°C
(Option M)	-20°C to 70°C
(Option X)	-40°C to 85°C
Storage:	-45°C to 90°C
Input Voltage:	3.3V ±0.3V
Control Voltage:	1.65V ±1.65V
Settability* At Nominal:	1.65V ±0.25V
Frequency Pulling:	±100ppm Min
Input Current:	40mA Max
Output:	HCMOS
Load:	15pF
Symmetry:	40/60% Max @ 50% Vdd
Rise/Fall Time:	5ns Max @ 20% to 80% Vdd
Logic:	"0" = 10% Vdd Max "1" = 90% Vdd Min
Linearity:	±10% Max
Aging:	<3ppm 1 st /yr, <1ppm every year thereafter



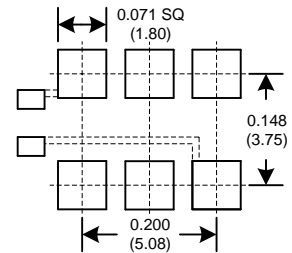
Designed to meet today's requirements for 3.3V Voltage Controlled Crystal Oscillator SMD Applications. The CVXO-018T provides a disable function for ICT (in-circuit-testing). Available on 16mm tape and reel in quantities of 1K.

Dimensions inches (mm)

All dimensions are Max unless otherwise specified.



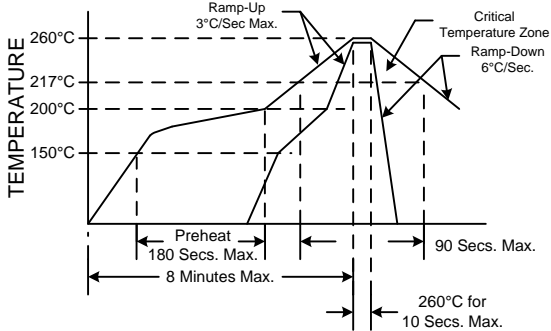
SUGGESTED PAD LAYOUT



0.01µF Bypass Capacitor Recommended

Denotes pad 1
XXXX=Date Code XX=Lot Code

RECOMMENDED REFLOW SOLDERING PROFILE



NOTE: Reflow Profile with 240°C peak also acceptable.

Crystek Part Number Guide

CVXO - 018T - X - 25 - 49.152

#1 Crystek VCXO
#2 Model
#3 Temp. Range: Blank= 0/70°C, M= -20/70°C, X= -40/85°C
#4 Stability: (see Table 1)
#5 Frequency in MHz: 3 or 6 decimal places

Stability Indicator	
Blank (std)	± 100ppm
25	± 25ppm
50	± 50ppm

Example:

CVXO-018TX-25-25.000 = 5.0V Tristate, -40/85°C, 40/60, 25ppm, 25.000 MHz
CVXO-018T-50-19.660800 = 5.0V Tristate, 0/70°C, 40/60, 50ppm, 19.660800 MHz

Table 1

PIN	Connection
1	Volt Cont.
2	Tri-State
3	GND
4	Output
5	N/C
6	Vdd

Tri-State Function	
Tri-State pin	Output pin
Open	Active
"1" level 2.7V Min	Active
"0" level 0.3V Max	High Z

Specifications subject to change without notice.

TD-021004 Rev. H

*Settability is the Control Voltage at which the Output Frequency is equal to the nominal Frequency.