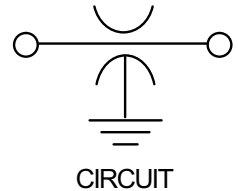
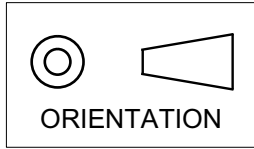
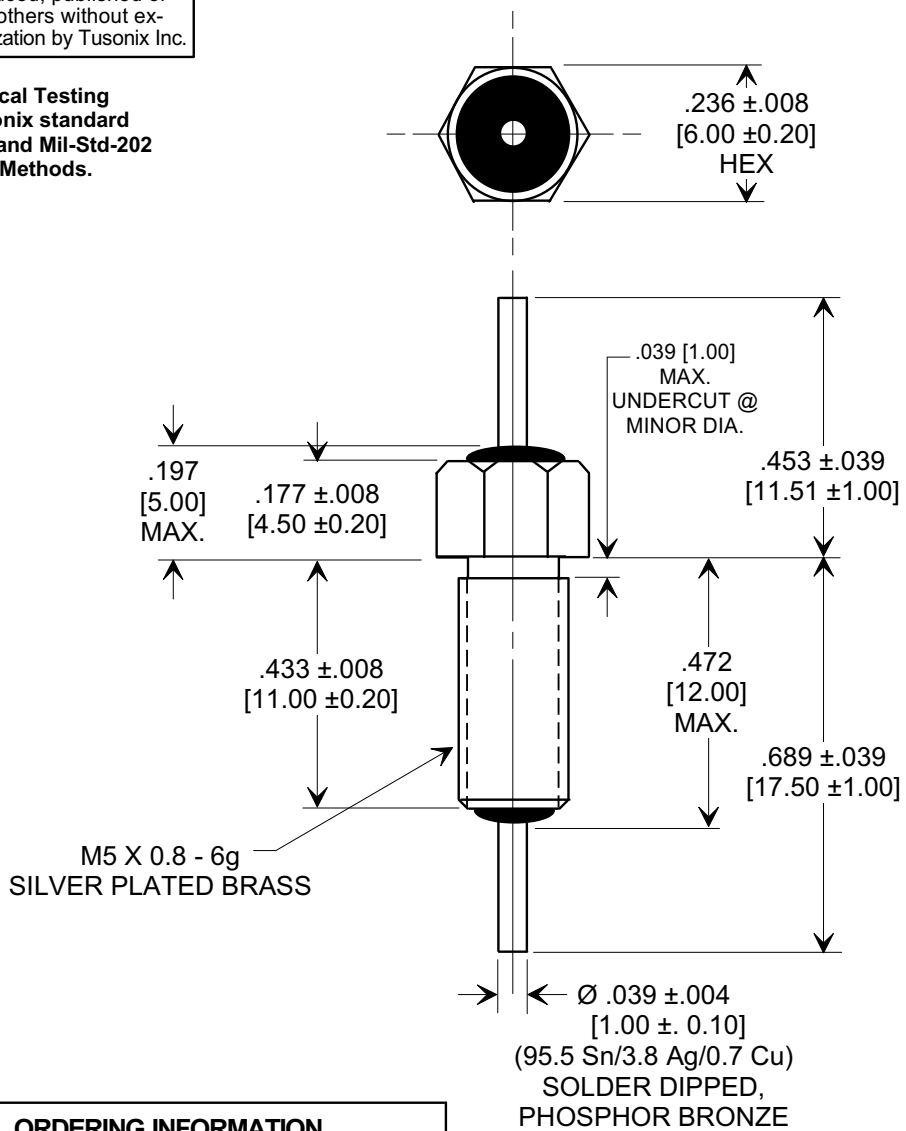


MARKETING SALES DRAWING
DIMENSIONS IN INCHES - DO NOT SCALE THIS DRAWING
DIMENSIONS IN METRIC - []

This drawing is the property of Tusonix, Inc., and may not be used, reproduced, published or disclosed to others without expressed authorization by Tusonix Inc.



Electrical Testing
per Tusonix standard
test plans and Mil-Std-202
Test Methods.



- NOTES:**
1. TUSONIX PART IS RoHS COMPLIANT.
 2. NO MOUNTING HARDWARE SUPPLIED.
 3. TUSONIX TRADEMARK, CAPACITANCE CODE AND TOLERANCE CODE STAMPED ON HEX, GREEN INK.
 4. MOUNTING TORQUE: 3.5 LB IN. [0.395 N-M] MAX.

ORDERING INFORMATION	
TUSONIX STYLE	2499
VALUE	1000 pF
VALUE TOL.	+100% -0%
TEMP. COEF.	X7R
RATING	500VDC @ +85°C
OPERATING RANGE	-55°C TO +125°C
CURRENT	10 A
D.F. MAX.	2.5 %
DIELECTRIC WITHSTANDING	500 VAC, 60 SEC. 1000 VDC 1-5 SEC.

X-2015 Rev-0 REVISION RECORD Original Release ECO-1845 N.K. 12-10-10 A	--TOLERANCES-- Unless Otherwise Specified		Title BUSHING TYPE FEED THRU CAPACITOR	
	DECIMAL ± NOTED		Drawn N.K. 12-10-10	Scale 3 X
	ANGLES ±		Approved T.C. 12-10-10	
	TUSONIX TUCSON, ARIZONA		A 2499-540-X7R0-102P	