


# HALO SMD Quatra™ 4 Port Line Interface Modules

HALO ELECTRONICS, INC.

HALO Electronics has developed this high density series of Line Interface Modules for real estate sensitive T-1, E-1, PRI ISDN and CEPT applications. Designed to meet the requirements of G.703, UL1950, IEC950 and EN60950 recognized. Isolation Modules are available for most Line Interface IC manufacturers' products. To select the correct Isolation Module please contact your local HALO Representative or the HALO office nearest you.



SMD Quatra™ 4 Port Line Interface Modules

## Electrical Specifications @ 25°C

	Standard Temp. Range	Extended Temp. Range	
OCL:	1.2mH Typ.	1.5mH Typ	Patented Construction US Pat Nbrs: 5,656,985 6,297,721 B1 6,297,720 B1 6,320,489 B1 6,344,785 B1
DCR:	0.7Ω Max.	0.8Ω Max.	
LL:	0.4μF Max.	0.5μF Max.	
Cw/w:	30pF	35pF	
Crosstalk (0.1- 10 MHz):	-60 dB Typ.	-60 dB Typ.	
Isolation Voltage:	1,500 Vrms	1,500 Vrms	




RoHS compliant versions are available.  
Specify RoHS compliant product by adding the suffix "RL".

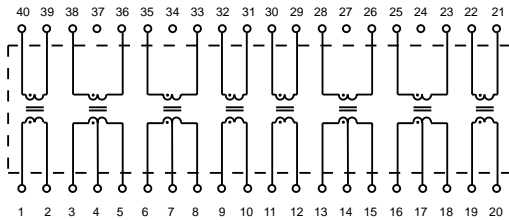
Part Number	Turns Ratio		Schematic	Primary Pins	
	TX	RX		TX	RX
TG05-1205NX	1:2	1:2	B	See Circuit Diagram	
TG28-1205NX	1CT:1.36CT	1:1	F	1-3,8-10,11-13,18-20	4-5,6-7,14-15,16-17
TG29-1205NX	1:2	1:2CT	A	1-2,9-10,11-12,19-20	38-36,35-33,28-26,25-23
TG39-1205NX	1:1.15	1:1.15	B	See Circuit Diagram	
<b>Extended Temperature Range (-40°C to +85°C)</b>					
TGSP-S024NX	1:2.4	1:1	C	1-2,8-9,11-12,18-19	3-4,6-7,13-14,16-17
TG23-1505NX	1:2.42	1:2.42	B	See Circuit Diagram	
TG27-1505NX	1:1.36	1:2CT	E	1-2,6-7,11-12,16-17	38-36,33-31,28-26,23-21
TG29-1505NX	1:2	1:2CT	A	1-2,9-10,11-12,19-20	38-36,35-33,28-26,25-23
TG34-1505NX	1:1.14/1.35	1:1.14/1.35	G	1-2,6-7,11-12,16-17	37-36,32-31,27-26,22-21
TG36-1505NX	1:1.15	1:1	C	1-2,6-7,11-12,16-17	3-4,8-9,13-14,18-19
TG37-1505NX	1:1.14	1:1.14	B	See Circuit Diagram	
TG37-5176NX	1:1.14CT	1:1.14CT	D	4-5,9-10,14-15,19-20	40-39,35-34,30-29,25-24
TG39-1505NX	1:1.15	1:1.15	B	See Circuit Diagram	
TG42-1505NX	1:√2	1:√2	C	1-2,6-7,11-12,16-17	38-37,33-32,28-27,23-22
TG49-LVL1NX	1:2CT	1CT:2	D	4-5,9-10,14-15,19-20	1-3,6-8,11-13,16-18
TG63-1505NX	1:1.15	1:2CT	E	1-2,6-7,11-12,16-17	38-36,33-31,28-26,23-21
TG63-S003NX	1:1.15	1:2	C	3-4,8-9,13-14,18-19	1-2,6-7,11-12,16-17
TG64-1505NX	1:1/1.26	1:2CT	G	1-2,6-7,11-12,16-17	37-36,32-31,27-26,22-21
TG70-1505NX	1:1.36CT	1:1.36CT	D	4-5,9-10,14-15,19-20	40-39,35-34,30-29,25-24
TG73-1505NX	1:2.3	1:1	C	3-4,8-9,13-14,18-19	1-2,6-7,11-12,16-17
TG80-1505NX	1:2.45CT	1:2.45CT	G	1-2,6-7,11-12,16-17	37-36,32-31,27-26,22-21
TG83-1505NX	1:2	1:1	C	1-2,6-7,11-12,16-17	3-4,8-9,13-14,18-19
TG87-S004NX	1:2CT	1:1	E	38-36,33-31,28-26,23-21	1-2,6-7,11-12,16-17

HALO Electronics • 1861 Landings Drive, Mountain View, CA 94043 • PH: 650-903-3800  
[www.haloelectronics.com](http://www.haloelectronics.com) • [info@haloelectronics.com](mailto:info@haloelectronics.com) • This Datasheet: [quatrasm](#) Rev. 10/5

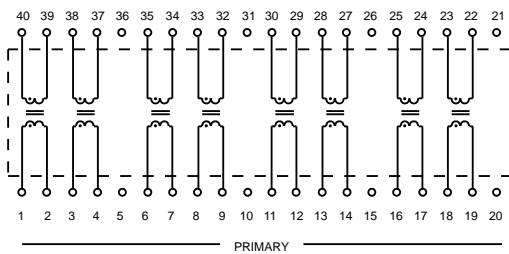
HALO Electronics has developed this high density series of Line Interface Modules for real estate sensitive T-1, E-1, PRI ISDN and CEPT applications. Designed to meet the requirements of G.703. UL1950, IEC950 and EN60950 recognized. Isolation Modules are available for most Line Interface IC manufacturers' products. To select the correct Isolation Module please contact your local HALO Representative or the HALO office nearest you.



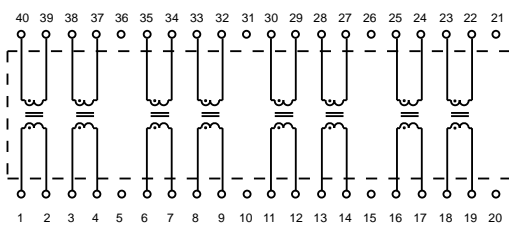
**Schematic A**



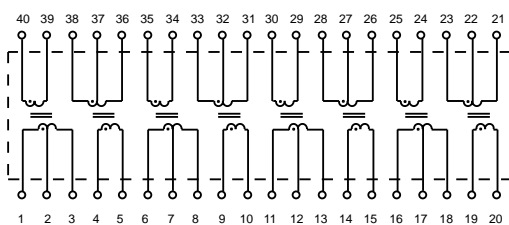
**Schematic B**



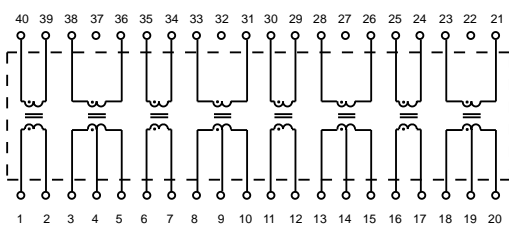
**Schematic C**



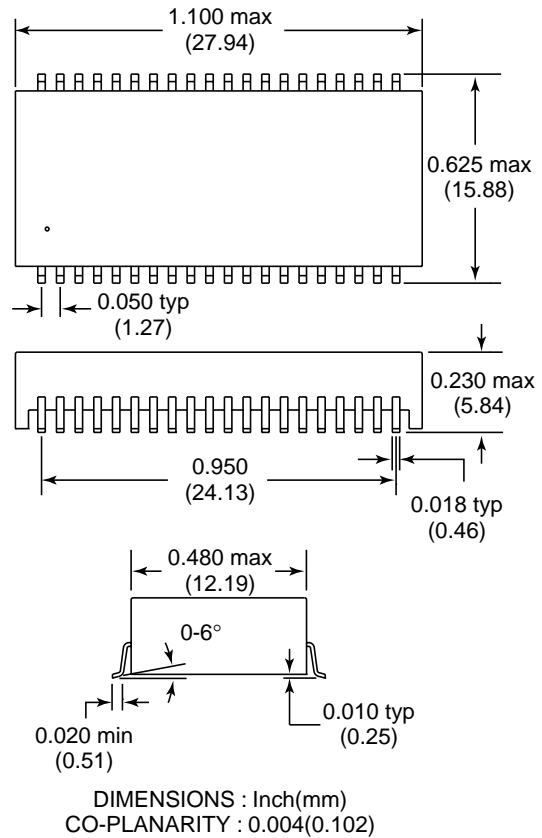
**Schematic D**



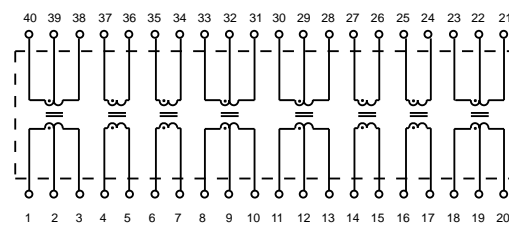
**Schematic E**



**NX Package**



**Schematic F**



**Schematic G**

