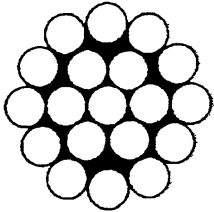
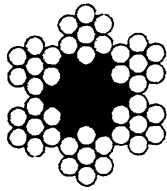


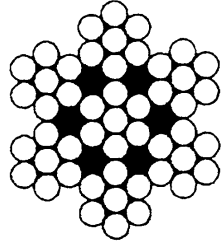
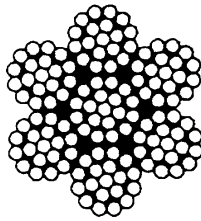
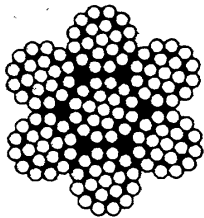



GALVANISED STEEL WIRE ROPES


These ropes are in accordance with BS302 1987	Size nominal diameter mm	Approx Weight Kg/100m	1770 tensile grade	
			Minimum Breaking Load tonnes	Minimum Breaking Force KN
			1 x 19 	1.5
2	1.95	0.33		3.10
2.5	3.05	0.51		4.90
3	4.39	0.73		7.10
4	7.81	1.29		12.60
5	12.20	2.01		19.60
6	17.60	2.88		28.30
7	23.90	3.56		34.90
8	31.20	4.65	45.60	
6 x 7 (6/1) FIBRE CORE 	2	1.38	0.24	2.35
	3	3.11	0.54	5.29
	4	3.54	0.96	9.40
	5	8.65	1.50	14.70
	6	12.50	2.16	21.20
	7	17.00	2.94	28.80
	8	22.10	3.83	37.60
6 x 12 (12 + 7 Fc) FIBRE CORE 	3	2.26	0.34	3.33
	4	4.02	0.60	5.92
	5	6.28	0.94	9.25
	6	9.04	1.36	13.30
	7	12.30	1.85	18.10
	8	15.60	1.94	19.00
6 x 19 (12/6/1) FIBRE CORE 	3	3.11	0.50	4.89
	4	5.54	0.89	8.69
	5	8.65	1.39	13.60
	6	12.50	2.00	19.60
	7	17.70	2.95	28.60
	8	21.50	3.54	34.80
	9	27.20	4.48	43.90
	10	33.60	5.53	54.20
	11	40.60	6.69	65.60
	12	48.40	7.97	78.10
	13	56.80	9.35	91.70
	14	65.80	10.80	105.80
	16	86.00	14.20	139.20

GALVANISED STEEL WIRE ROPES

These ropes are in accordance with BS302 1987	Size nominal diameter mm	Approx Weight Kg/100m	1770 tensile grade	
			Minimum Breaking Load	Minimum Breaking Force
			tonnes	kN
<p>7 x 7 (6/1)</p> 	1.5	0.88	0.18	1.76
	1.8	1.26	0.24	2.36
	2	1.52	0.26	2.54
	2.5	2.20	0.36	3.53
	3	3.43	0.58	5.72
	4	6.10	1.04	10.20
	5	9.53	1.62	15.90
	6	13.70	2.33	22.90
	7	18.70	3.17	31.10
8	24.40	4.15	40.70	
<p>7 x 19 (12/6/1)</p> 	3	3.34	0.58	5.77
	4	5.95	1.04	10.20
	5	9.29	1.63	16.00
	6	13.40	2.35	23.10
	7	18.20	3.20	31.40
	8	23.65	3.82	37.50
	9	29.92	4.83	47.60
	10	36.96	5.97	58.70
	12	53.24	8.61	84.40
13	62.48	10.10	99.00	
16	94.60	15.34	150.30	
<p>19 x 7 IWRC</p>  <p>1960 TENSILE GRADE</p>	4	6.40	1.04	10.20
	5	10.00	1.63	16.00
	6	14.40	2.35	23.10
	7	19.60	3.21	31.50
	8	25.70	4.20	41.20
	9	31.60	5.30	52.00
	10	40.10	6.56	64.30
	11	48.60	7.93	77.80
	12	57.90	9.43	92.50
	13	67.90	11.07	108.60
	14	78.80	12.84	126.00
	16	103.00	16.82	165.00
	18	130.00	21.20	208.00
19	145.00	23.65	232.00	

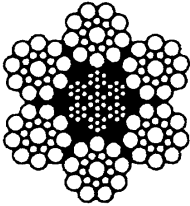
GENERAL ENGINEERING/EXCAVATOR ROPES


	Nominal Diameter mm	Approx Weight kg/100m	Minimum Breaking Load/Force at 1770N/mm ²	
			tonnes	kN
 <p>6 x 19S (9/9/1) FIBRE CORE</p>	8	23.1	3.81	37.4
	9	29.2	4.82	47.3
	10	36.1	5.95	58.4
	11	43.7	7.21	70.7
	12	52.0	8.57	84.1
	13	61.0	10.10	98.7
	14	70.8	11.60	114
	16	92.4	15.30	150
	18	117	19.30	189
	19	130	21.50	211
	20	144	23.90	234
	22	175	28.80	283
	24	208	34.30	336
	26	244	40.30	395
	28	283	46.70	458
	32	370	61.00	598
	35	442	73.00	716
36	468	77.20	757	
38	521	85.90	843	

	Nominal Diameter mm	Approx Weight kg/100m	Minimum Breaking Load/Force at 1770N/mm ²	
			tonnes	kN
 <p>6 x 19 (12/6+6F/1) FIBRE CORE.</p>	8	23.1	3.81	37.4
	9	29.2	4.82	47.3
	10	36.1	5.95	58.4
	11	43.7	7.21	70.7
	12	52.0	8.57	84.1
	13	61.0	10.10	98.7
	14	70.8	11.60	114
	16	92.4	15.30	150
	18	117	19.30	189
	19	130	21.50	211
	20	144	23.90	234
	22	175	28.80	283
	24	208	34.30	336
	26	244	40.30	395
	28	283	46.70	458
	32	370	61.00	598
	35	442	73.00	716
36	468	77.20	757	
38	521	85.90	843	

To calculate Aggregate Breaking Load: x 1.163
These ropes are in accordance with BS302 : 1987


GENERAL ENGINEERING/EXCAVATOR ROPES

	Nominal Diameter mm	Approx Weight kg/100m	Minimum Breaking Load/Force at 1770N/mm ²	
			tonnes	kN
 <p>6 x 19S (9/9/1) STEEL CORE</p>	8	25.5	4.11	40.3
	9	32.2	5.20	51.0
	10	39.8	6.42	63.0
	11	48.2	7.77	76.2
	12	57.3	9.25	90.7
	13	67.3	10.80	106
	14	78.0	12.60	124
	16	102	16.40	161
	18	129	20.80	204
	19	144	23.10	227
	20	159	25.70	252
	22	193	31.10	305
	24	229	37.00	363
	26	269	43.40	426
	28	312	50.40	494
	32	408	65.70	645
	35	488	78.70	772
36	516	83.30	817	
38	575	92.80	910	

	Nominal Diameter mm	Approx Weight kg/100m	Minimum Breaking Load/Force at 1770N/mm ²	
			tonnes	kN
 <p>6 x 19 (12/6+6F/1) STEEL CORE.</p>	8	25.5	4.11	40.3
	9	32.2	5.20	51.0
	10	39.8	6.42	63.0
	11	48.2	7.77	76.2
	12	57.3	9.25	90.7
	13	67.3	10.80	106
	14	78.0	12.60	124
	16	102	16.40	161
	18	129	20.80	204
	19	144	23.10	227
	20	159	25.70	252
	22	193	31.10	305
	24	229	37.00	363
	26	269	43.40	426
	28	312	50.40	494
	32	408	65.70	645
	35	488	78.70	772
36	516	83.30	817	
38	575	92.80	910	

To calculate Aggregate Breaking Load: x 1.270
These ropes are in accordance with BS302 : 1987

GENERAL ENGINEERING/EXCAVATOR ROPES




6 x 36 (14/7+7/7/1) FIBRE CORE.

Nominal Diameter mm	Approx Weight kg/100m	Minimum Breaking Load/Force at 1770N/mm ²	
		tonnes	kN
8	23.1	3.81	37.4
9	29.2	4.82	47.3
10	36.1	5.95	58.4
11	43.7	7.21	70.7
12	52.0	8.57	84.1
13	61.0	10.10	98.7
14	70.8	11.60	114
16	92.4	15.30	150
18	117	19.30	189
19	130	21.50	211
20	144	23.90	234
22	175	28.80	283
24	208	34.30	336
26	244	40.30	395
28	283	46.70	458
32	370	61.00	598
35	442	73.00	716
36	468	77.20	757
38	521	85.90	843
40	578	95.30	935
44	699	115.00	1128
48	832	137.00	1344
52	976	161.00	1580
54	1053	174.00	1704
56	1132	187.00	1837
60	1300	214.00	2100

To calculate Aggregate Breaking Load: x 1.191
 These ropes are in accordance with BS302 : 1987

GENERAL ENGINEERING/EXCAVATOR ROPES





6 x 36 (14/7+7/7/1) STEEL CORE.

Nominal Diameter mm	Approx Weight kg/100m	Minimum Breaking Load/Force at 1770N/mm ²	
		tonnes	kN
8	25.5	4.11	40.3
9	32.2	5.20	51.0
10	39.8	6.42	63.0
11	48.2	7.77	76.2
12	57.3	9.25	90.7
13	67.3	10.80	106
14	78.0	12.60	124
16	102	16.40	161
18	129	20.80	204
19	144	23.10	227
20	159	25.70	252
22	193	31.10	305
24	229	37.00	363
26	269	43.40	426
28	312	50.40	494
32	408	65.70	645
35	488	78.70	773
36	516	83.30	817
38	575	92.80	910
40	637	103.00	1008
44	771	124.00	1220
48	917	148.00	1452
52	1076	174.00	1704
54	1161	187.00	1837
56	1248	201.00	1976
60	1433	231.00	2268
64	1700	262.00	2570

To calculate Aggregate Breaking Load: x 1.285
 These ropes are in accordance with BS302 : 1987


MARINE ROPES


 6 x 12 + 7 FIBRE CORES	Size		Approx Weight		1420 tensile grade	
	Nom dia mm	Approx circ in			Min Breaking Load	Min Breaking Force
			kg/100m	kg/220m	tonnes (t)	kN
	8	1	15.6	34.0	1.94	19.0
9	1 1/8	19.7	43.0	2.45	24.0	
10	1 1/4	24.3	53.0	3.02	29.6	
12	1 1/2	35.0	77.0	4.35	42.7	
14	1 3/4	47.7	105	5.93	58.2	
16	2	62.3	137	7.74	75.9	

 6 x 24 + 7 FIBRE CORES	Size		Approx Weight		1420 tensile grade	
	Nom dia mm	Approx circ in			Min Breaking Load	Min Breaking Force
			kg/100m	kg/220m	tonnes (t)	kN
	8	1	19.8	44.0	2.60	25.5
10	1 1/4	30.9	68.0	4.06	39.8	
12	1 1/2	44.5	98.0	5.85	57.4	
14	1 3/4	60.6	133.0	7.96	78.1	
16	2	79.1	174	10.4	102	
18	2 1/4	100	220	13.2	129	
20	2 1/2	124	273	16.2	159	
21	2 5/8	136	300	17.9	176	
22	2 3/4	150	330	19.7	193	
24	3	178	392	23.4	230	
26	3 1/4	209	460	27.5	270	
28	3 1/2	242	532	31.8	312	
30	3 3/4	278	612	36.6	359	
32	4	317	697	41.6	408	
36	4 1/2	401	882	52.6	516	

These ropes are in accordance with BS 302 : 1987

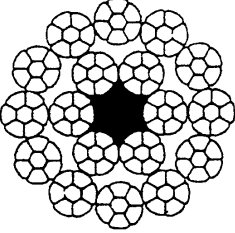
NON ROTATING WIRE ROPES

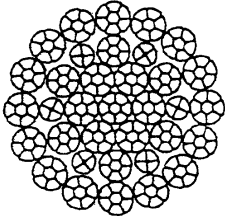
	Nominal Diameter mm	Approx Weight kg/100m	Minimum Breaking Load/Force at 1770N/mm ²	
			tonnes	kN
 <p>18 x 7 FIBRE CORE AND 19 x 7 STEEL CORE</p>	8	25.0	3.79	37.2
	9	31.6	4.79	47.0
	10	39.0	5.92	58.1
	11	47.2	7.16	70.2
	12	56.2	8.52	83.6
	13	65.9	10.00	98.1
	14	76.4	11.60	114
	16	99.8	15.20	149
	18	126	19.20	188
	19	141	21.40	210
	20	156	23.60	232
	22	189	28.60	281
	24	225	34.00	334
26	264	40.00	392	

	Nominal Diameter mm	Approx Weight kg/100m	Minimum Breaking Load/Force at 1770N/mm ²	
			tonnes	kN
 <p>34 x 7 FIBRE CORE AND 35 x 7 STEEL CORE</p>	8	25.0	3.67	36.0
	9	31.6	4.65	45.6
	10	39.0	5.74	56.2
	11	47.2	6.95	68.2
	12	56.1	8.26	81.0
	13	65.9	9.70	95.1
	14	76.4	11.20	110
	16	99.8	14.70	144
	18	126	18.60	182
	19	141	20.70	203
	20	156	22.90	225
	22	189	27.70	272
	24	225	33.00	324
	26	264	38.70	380
	28	306	45.00	441
32	399	58.70	576	
35	478	70.30	690	

To calculate Aggregate Breaking Load: x 1.334
These ropes are in accordance with BS302 : 1987

COMPACTED WIRE ROPES

Compak® 187  18 x 7 With steel core • unit weight increased by 5% Construction of the steel core 1 x 7	Diameter mm	Weight kg/100m	Breaking Load 1770N/mm ²	
			Fibre Core Tonnes	Steel Core Tonnes
			14	92
16	121	23.55	24.96	
18	143	27.93	29.60	
20	182	34.96	37.06	
22	223	42.92	45.50	
25	284	54.64	57.92	
28	369	71.46	75.75	
30	405	78.70	83.42	
32	446	86.44	91.63	
34	531	102.85	109.02	
36	576	111.62	118.32	

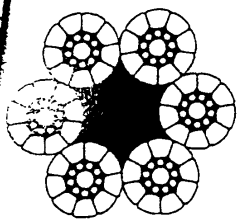
Compak® 35  Non Rotating	Diameter mm	Weight kg/100m	Minimum Breaking Load/Force at 1770N/mm ²	
			Tonnes	kN
			12	61
14	77	16.62	163	
16	98	21.10	207	
18	131	28.44	279	
20	160	34.76	341	
22	193	41.79	410	
25	246	53.31	523	
28	316	68.50	672	
30	385	83.49	819	
32	420	91.13	894	
34	487	105.50	1035	
36	543	117.43	1152	
38	583	126.40	1240	
40	644	139.45	1368	

PES

COMPACTED WIRE ROPES

Breaking Load 1770N/mm ² Fibre Core Tonnes	Diameter mm	Weight kg/100m	Breaking Load 1770N/mm ²	
			Fibre Core Tonnes	Steel Core Tonnes
17.84	10	42	8.27	9.51
23.55	11	55	10.43	12.00
27.93	12	61	11.81	13.58
34.96	14	88	16.69	19.19
42.92	16	105	20.49	23.56
54.64	18	131	25.49	29.31
1.46	20	174	33.88	38.96
3.70	22	194	37.52	43.15
44	24	245	47.45	54.57
85	26	265	51.23	58.92
52	28	315	60.44	69.51
	30	370	70.37	80.93

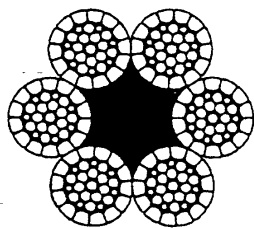
Compak® 619



6 x 19S

m Breaking at 1770N/mm ² kN	Diameter mm	Weight kg/100m	Breaking Load 1770N/mm ²	
			Fibre Core Tonnes	Steel Core Tonnes
130	14	101	19.12	21.99
163	16	120	22.73	26.14
207	18	147	27.96	32.15
279	20	177	33.56	38.59
341	22	221	42.04	48.35
410	24	260	49.43	56.85
523	26	313	59.36	68.26
672	28	356	67.66	77.81
819	30	402	76.32	87.77

Compak® 636

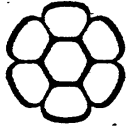


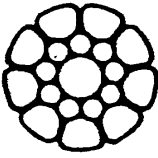
6 x 36WS

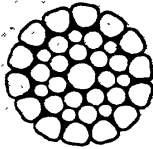
With steel core unit weight increased by 9%
Construction of steel core 7 x 7

COMPAK® STAINLESS STEEL STRAND AISI 316


- * COMPACTED STRANDS
- * HIGH BREAK LOAD
- * LOW STRETCH
- * BRIGHT POLISHED

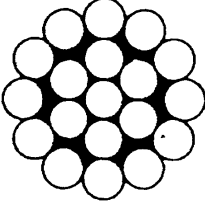
1 x 7 	Diameter (mm)	Weight kg/100m	Min Breaking Load	
			kN	kg
	2.5	3.4	6.77	690
	3	4.9	9.81	1000
	3.5	6.7	13.24	1350
	4	8.8	17.46	1780


1 x 19 	Diameter (mm)	Weight kg/100m	Min Breaking Load	
			kN	kg
	4	8.4	17.60	1800
	5	13.5	24.03	2450
	6	19.4	35.32	3600
	7	26.0	49.05	5000
	8	34.5	60.82	6200
	10	54.0	98.10	10000
	12	80.7	144.21	14700

1 x 36 	Diameter (mm)	Weight kg/100m	Min Breaking Load	
			kN	kg
	14	117	191.3	19500
	16	149	255.0	26000

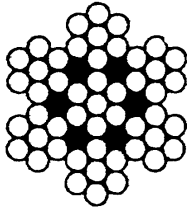
STAINLESS STEEL STRAND AISI 316


Construction 1 x 19 Mini Cable	Diameter (mm)	Weight kg/1000m	Min Breaking Load (kg)	
			AISI 304	AISI 316
	0.25	0.30	7.0	5.5
	0.30	0.43	10.0	8.0
	0.35	0.58	14.0	11.0
	0.40	0.76	18.0	14.0
	0.50	1.19	28.0	22.0
	0.85	3.42	81.0	65.0

Construction 1 x 19 (12/6/1)	Diameter (mm)	Weight kg/100m	Min Breaking Load	
			kN	kg
	1	0.5	0.82	84
	1.5	1.1	1.80	189
	2	2	3.14	320
	2.5	3.1	4.90	500
	3	4.6	7.06	720
	4	7.8	12.60	1280
	5	12.9	19.60	2000
	6	17.9	28.20	2880
	7	24.6	34.80	3550
	8	31.5	45.50	4640
	9	40.1	57.60	5870
	10	50.3	71.10	7250
	11	59.7	86.00	8770
	12	72.9	102.00	10400
	14	95.7	139.00	14180
	16	125.0	182.00	18560
19	176.0	211.80	21620	
22	236.0	284.30	29000	
26	330.0	398.00	40600	

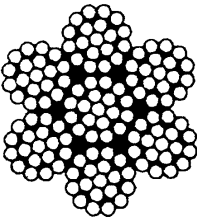
Construction 1 x 37	Diameter (mm)	Weight kg/100m	Min Breaking Load	
			kN	kg
	28	381	516	52615
	30	449	595	60650
	32	504	679	69200


STAINLESS STEEL WIRE ROPES AISI 316

Construction	Diameter (mm)	Weight kg/100m	Min Breaking Load	
			kN	kg
7 x 7 (6/1) 	1	0.40	0.59	60
	1.5	0.96	1.30	136
	2	1.7	2.37	242
	2.5	2.7	3.71	364
	3	3.7	5.34	545
	3.5	4.9	7.60	780
	4	6.5	9.49	968
	5	10.3	14.80	1510
	6	14.3	21.40	2180
	7	19.1	29.10	2970
	8	25.4	38.00	3870
	9	30.8	51.30	5230
	10	37.5	59.30	6050
	11	48.8	76.70	7820
	12	53.8	85.40	8710
	14	74.1	117.00	11920
	16	96.8	149.00	15180
	19	137.0	209.00	21300


Construction	Diameter (mm)	Weight kg/100m	Min Breaking Load	
			kN	kg
6 x 25 IWRC 	10	41	56	5700
	12	59	81	8210
	14	80	110	11200
	16	105	143	14600
	18	133	181	18500
	20	164	224	22800
	22	198	271	27600
	24	236	322	32800
	26	276	354	36100
	28	321	410	41800
	30	368	471	48000
	32	441	525	53500

STAINLESS STEEL WIRE ROPES AISI 316


Construction	Diameter (mm)	Weight kg/100m	Min Breaking Load	
			kN	kg
7 x 19 (12/6/1) 	2	1.8	2.20	230
	2.5	2.6	3.40	350
	3	3.8	5.00	510
	3.5	5.0	7.00	720
	4	6.8	8.89	970
	4.5	7.7	11.70	1200
	5	10.3	13.90	1420
	6	14.6	20.00	2040
	7	20.6	27.30	2780
	8	25.6	35.60	3630
	9	33.1	47.40	4840
	10	40.6	55.60	5670
	11	48.8	70.90	7230
	12	57.9	80.00	8160
	14	77.1	109.00	11100
	16	95.5	133.00	13600
	19	135.0	198.00	20180

Construction	Diameter (mm)	Weight kg/100m	Min Breaking Load	
			kN	kg
6 x 36 IWRC 	10	41	56	5700
	12	59	81	8210
	14	80	110	11200
	16	105	143	14600
	18	133	181	18500
	20	164	224	22800
	22	198	271	27600
	24	236	322	32800
	26	276	354	36100
	28	321	410	41800
	30	368	471	48000
	32	441	525	53500

STAINLESS STEEL WIRE ROPES AISI 316

Construction	Diameter (mm)	Weight kg/100m	Min Breaking Load	
			kN	kg
18 x 7 IWRC 	4	6.4	8.5	867
	5	10.0	12.9	1320
	6	14.4	18.5	1880
	7	19.6	25.2	2550
	8	25.7	33.0	3360
	9	32.5	41.7	4250
	10	40.1	51.5	5250
	11	48.5	62.3	6350
	12	57.7	74.2	7560
	13	71.8	87.1	8870
	14	83.3	101.1	10300
	16	109.0	131.5	13400
	18	138.0	166.8	17000
	19	153.0	185.5	18900
20	170.0	206.1	21000	
22	213.0	249.3	25400	

WHITE PVC COVERED GUARD RAIL

Construction PVC COVERED	Rope Diameter (mm)	Outside Diameter (mm)	Min Breaking Load	
			Construction	kg
	4	6	7 x 7	968
	4	6	1 x 19	1280
	5	7	1 x 19	2000
	5	8	1 x 19	2000
	5	9	1 x 19	2000

STAINLESS STEEL CHEMICAL COMPOSITION

AISI Standard	Approx Composition (%) Max.								Corresponds to		
	C	Si	Mn	P	S	Cr	Ni	Mo	Werkstoff	BS	JIS
302	0.12	0.60	2.00	0.035	0.015	18-19	8-9	0.06	1.4300	302 S 25	SUS 302
304	0.08	0.80	1.50	0.035	0.015	18-19	8-9		14301	304 S 15	SUS 304
305	0.05	0.60	1.50	0.040	0.015	17-19	11-13		1.4303		SUS 305
306	0.07	1.00	2.00	0.040	0.015	16-18	10-13	2-3	14401	316 S 16	SUS 316
316MO	0.06	1.00	2.00	0.040	0.015	16-18	10-13	2.5-3			

DENWIRE LIMITED

STEEL WIRE ROPES
AND CABLES



WIRE ROPE SLINGS
AND ASSEMBLIES

Denwire Limited was established in 1986 with a commitment to supply wire ropes of the highest quality, and as a result is now internationally recognised for reliability, durability and ultimately, cost-effectiveness. The company operates a quality management system which has been assessed to the quality system standard BS EN ISO 9002.

Denwire stocks an extensive range of galvanised and stainless steel wire ropes from 1 to 64mm dia, and manufactures slings and assemblies to specific requirements. All types of wire rope fittings and terminals are also available.


Denwire ropes are produced for virtually every application and industry and are manufactured to meet the ever-increasing and diverse needs of users throughout the world.

CRACKLEY WAY, PEARTREE LANE, DUDLEY,
WEST MIDLANDS, DY2 0UW. ENGLAND

TEL:- 01384 455423

FAX:- 01384 455303

DENWIRE LIMITED



CRACKLEY WAY, PEARTREE LANE, DUDLEY,
WEST MIDLANDS, DY2 0UW, ENGLAND.

Telephone: +44(0) 1384 455423

Facsimile: +44(0) 1384 455303/456948