

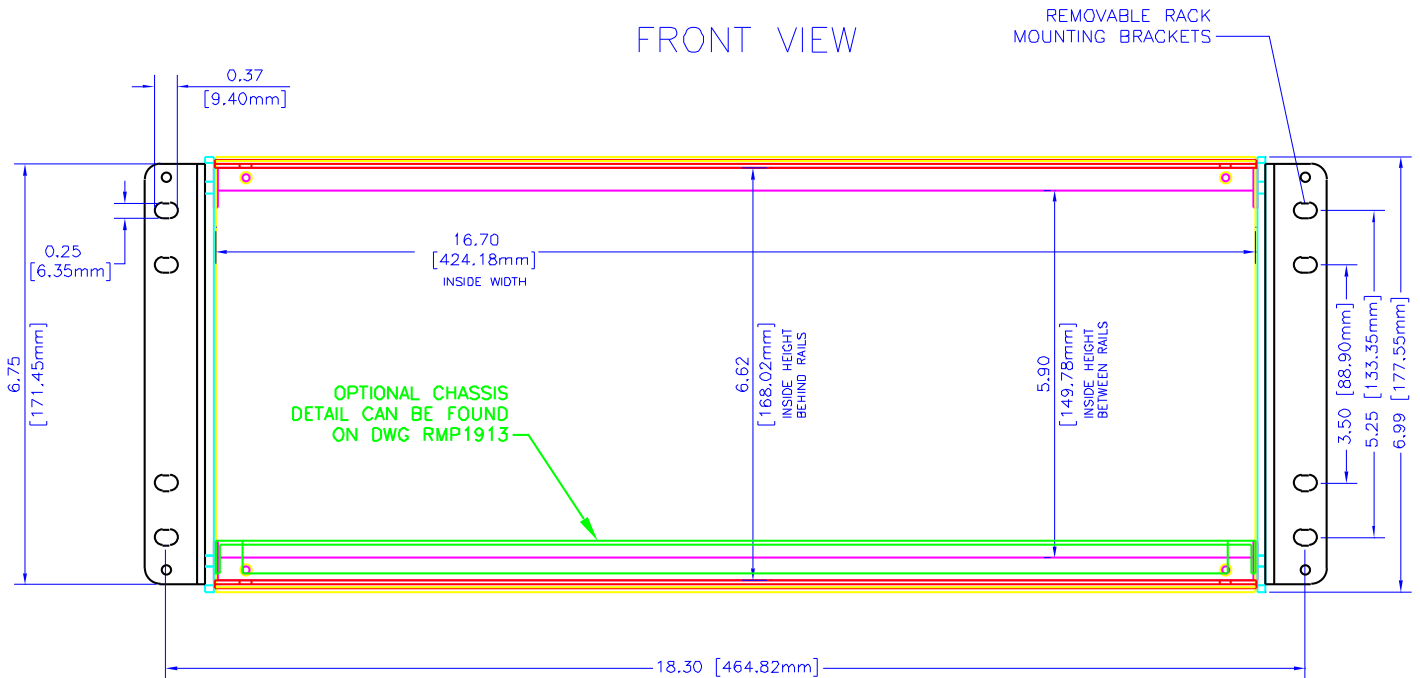
REV	DESCRIPTION	DATE
A	CONNECTED RACK MOUNT BRACKET DETAIL	06/17/01

### NOTES

**MATERIAL** TOP & BOTTOM 0.062" STEEL, SIDES, FRONT, REAR & HORIZONTAL SUPPORTS 0.125" ALUMINUM, DIMENSIONS ARE TAKEN WITH THE PAINTED SURFACE

**FINISH** TOP, BOTTOM & SIDE PANELS, TEXTURED BLACK, FRONT/REAR PANELS ON SMOOTH BLACK, ONE CONTEMPRA GRAY (RAL 7032), ALL POWDER PAINT.

### FRONT VIEW



UNLESS OTHERWISE SPECIFIED  
DIMENSIONS ARE IN INCHES

IN	+/- .1
XX	+/- .02
XXX	+/- .010
FOUR	+/- .005
ANGLES	+/- .5 DEG

FINISHES: UNLESS OTHERWISE SPECIFIED IN THE DRAWING OR THIS DRAWING IS A REFERENCE TO THE STANDARD FINISHES LISTED IN THE DRAWING SPECIFICATIONS. THIS IS THE STANDARD FINISH FOR ALL PARTS UNLESS OTHERWISE SPECIFIED IN THE DRAWING.



WEB: WWW.HAMMONDMFG.COM

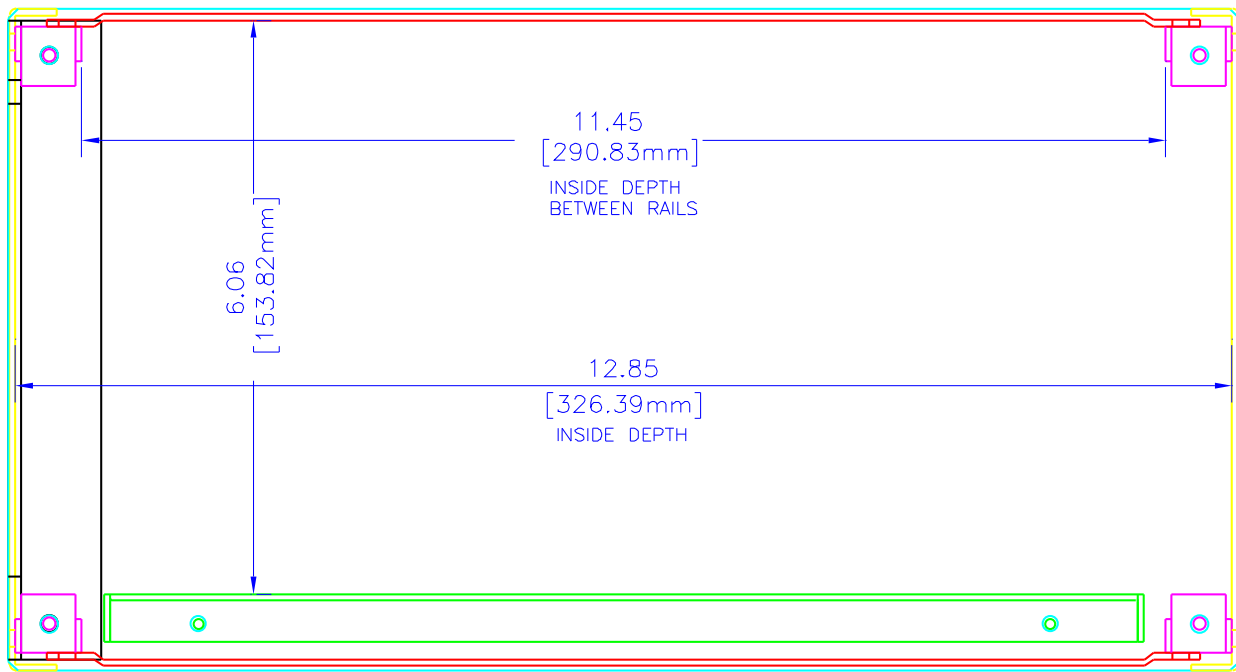
FILE: HAMMOND RMCV SERIES RACK ENCLOSURE

DRAWN BY: MJM DATE: 09/7/01

SCALE: PAGE: 1 OF 3

PART NUMBER: RMCV190713

# SIDE VIEW



UNLESS OTHERWISE SPECIFIED  
DIMENSIONS ARE IN INCHES  
INCHES  
FRAC 1/16  
DEC 0.001  
FRACTIONAL DECIMALS  
ANGLES 5 DEC

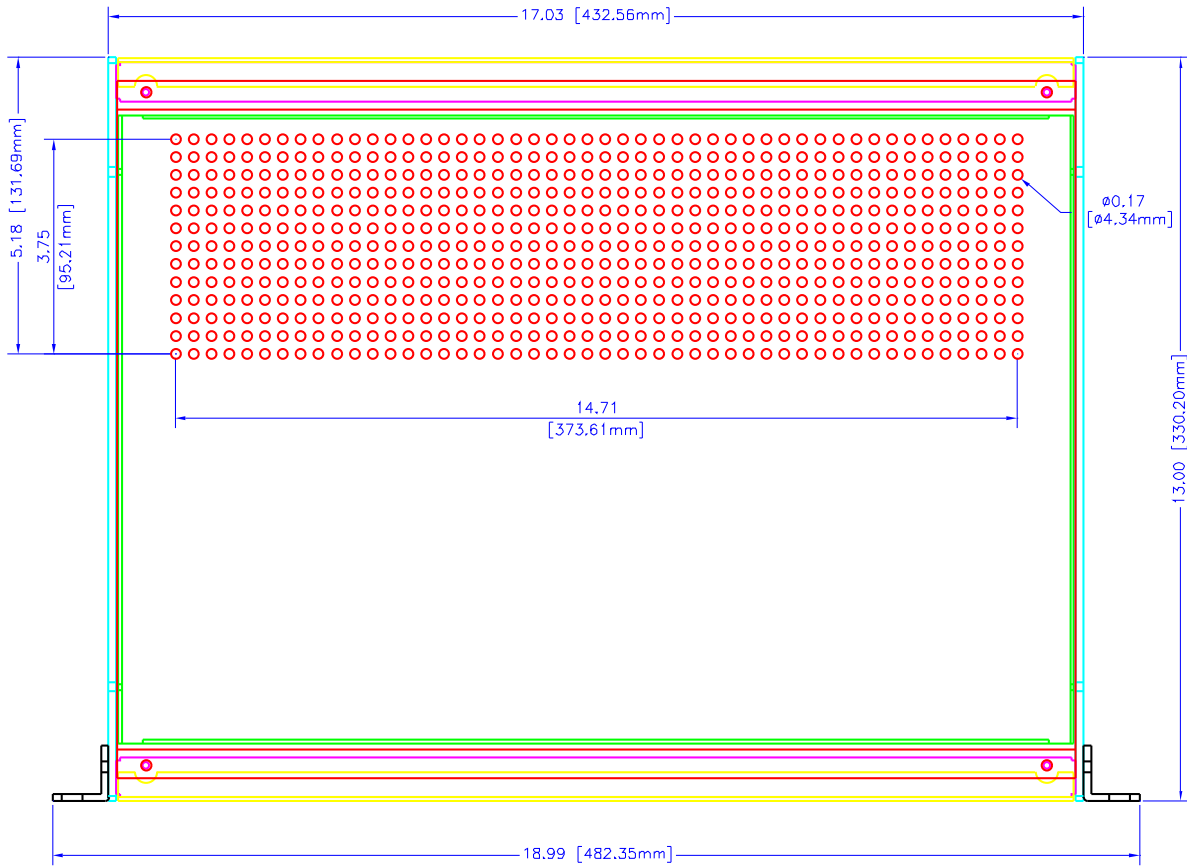


**HAMMOND  
MANUFACTURING**

WEB: [WWW.HAMMONDMFG.COM](http://WWW.HAMMONDMFG.COM)

TITLE		HAMMOND RMCV SERIES RACK ENCLOSURE	
DRAWN BY	MJM	DATE	09/7/01
SCALE		PAGE	2 OF 3
PART NUMBER		RMCV190713	

# TOP VIEW



UNLESS OTHERWISE SPECIFIED  
DIMENSIONS ARE IN INCHES

IN	1/16	1
XX	1/32	0.015
XXX	1/64	0.0075
FITS	1/32	0.005
ANGLES	1/4	5 DEG

UNLESS OTHERWISE SPECIFIED  
DIMENSIONS ARE IN MILLIMETERS

MM	0.5	0.1
XX	0.25	0.05
XXX	0.125	0.025
FITS	0.125	0.0125
ANGLES	5	5

UNLESS OTHERWISE SPECIFIED  
DIMENSIONS ARE IN MILLIMETERS

MM	0.5	0.1
XX	0.25	0.05
XXX	0.125	0.025
FITS	0.125	0.0125
ANGLES	5	5



**HAMMOND  
MANUFACTURING**

WEB: [WWW.HAMMONDMFG.COM](http://WWW.HAMMONDMFG.COM)

FILE		HAMMOND RMCV SERIES RACK ENCLOSURE	
DRAWN BY	MJM	DATE	09/7/01
SCALE		PAGE	3 OF 3
PART NUMBER	RMCV190713		