

7. Signal Processing Use (Low Distortion Type) DA, FA***D

■ Features

- General use wire wound and resin molded chip inductor.
- Low distortion type suitable for Signal processing.
- 2 line-up of Super low distortion series and low distortion type.
- Good mounting characteristic.



ELJDA



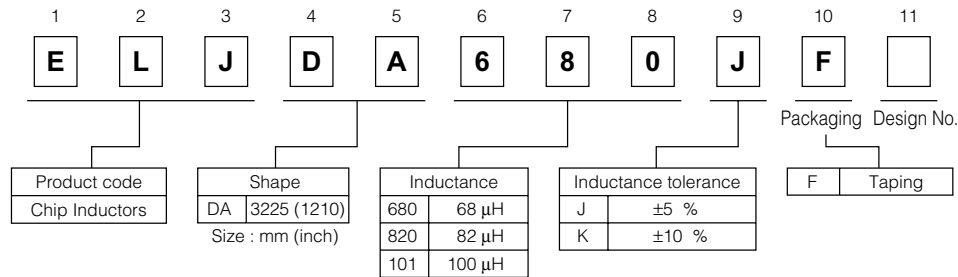
ELJFA

■ Recommended Applications

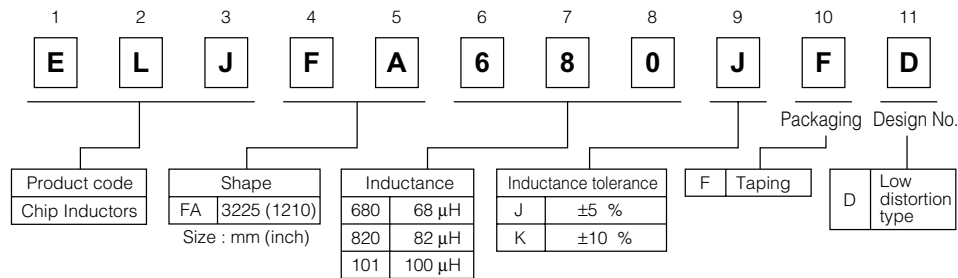
- All kinds of Broadband Modem, Router and STB etc.
- Corresponds to sam IC chipset.

■ Explanation of Part Numbers

- Super Low Distortion type



- Low Distortion type



■ Storage Conditions

- Package : Normal temperature (−5 to 35 °C), normal humidity (85 %RH max.), shall not be exposed to direct sunlight and harmful gases and care should be taken so as not to cause dew.
- Operating Temperature : −20 to +85 °C

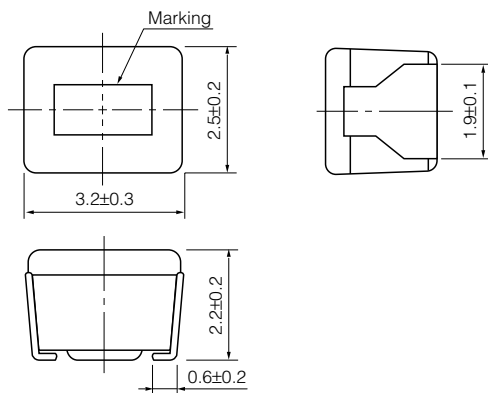
■ Storage Period

- Solderability may be reduced due to the conditions of high temperature and high humidity which causes the oxidation of tin-plated terminals. Even if storage conditions are within specified limits, solderability may be reduced with the passage of time. Therefore, please control the storage conditions and try to use the product within 6 months of receipt.

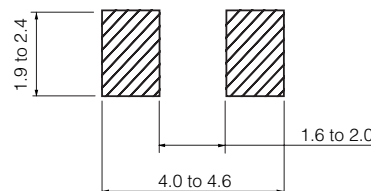
- Packaging Refer 27 and 28 page.
- Soldering Conditions Refer 29 page.
- Safety Precautions Refer 30 page.

■ DA/FA***D Type 3225(1210)

● Dimensions in mm (not to scale)



● Recommended Land Pattern in mm (not to scale)



■ Standard Packing Quantity

● 2000 pcs./Reel

■ Standard Parts(Super Low Distortion type)

Part No.	Inductance			Q		SRF *1 (MHz) min.	R _{DC} *2 (Ω) max.	DC Current (mA) max.
	(μH)	Tolerance (%)	Test Freq. (MHz)	min.	Test Freq. (MHz)			
ELJDA680□F	68	K : ±10 % or J : ±5 %	2.52	21	2.52	7.5	9.0	85
ELJDA820□F	82		2.52	19	2.52	7	10.0	80
ELJDA101□F	100		0.796	24	0.796	7	13.0	70

□ : Symbol of Tolerance *1 : Self Resonant Frequency *2 : DC Resistance

■ Standard Parts(Low Distortion type)

Part No.	Inductance			Q		SRF *1 (MHz) min.	R _{DC} *2 (Ω) max.	DC Current (mA) max.
	(μH)	Tolerance (%)	Test Freq. (MHz)	min.	Test Freq. (MHz)			
ELJFA680□FD	68	K : ±10 % or J : ±5 %	2.52	30	2.52	12	9.0	85
ELJFA820□FD	82		2.52	30	2.52	10	12.0	75
ELJFA101□FD	100		0.796	20	0.796	10	14.0	70

□ : Symbol of Tolerance *1 : Self Resonant Frequency *2 : DC Resistance