


Low Profile Minature PCB Power Relay

PC375A



FEATURES

- Up to 16 Amp contact capacity
- Now with AC coils
- 5 KV dielectric strength between coil and contacts
- 1 Form A to 2 form C contact forms available
- Low profile design, .62 in. tall
- Meets UL 873 spacing
- Class F (155 degrees C) insulation available
- RoHS compliant



E93379

UL/CUR RATINGS

Version	1 and 2	3	4
General Purpose	12 A / 277 VAC	16 A / 277 VAC	8 A / 277 VAC
Max Switching Power	4000 VA	3000 VA	2000 VA
Max Switching Voltage	440 VAC / 125 VDC		

CONTACT DATA

Material	AgCdO (Silver Cadmium Oxide) AgNi 10 (Silver nickel 10) AgSnO (Silver Tin Oxide)
Initial Contact Resistance	50 milliohms max @ 1A, 6VDC
Service Life	Mechanical 1 X 10 ⁶ Operations
	Electrical 5 X 10 ⁴ Operations

CHARACTERISTICS

Operate Time	7 ms. Max.
Release Time	4 ms. Max.
Insulation Resistance	1,000 megohms min, at 500VDC, 50%RH
Dielectric Strength	5000 Vrms, 1 min. between coil and contacts 1000 Vrms, 1 min. between open contacts 2500 Vrms, 1 min. between contact poles
Shock Resistance	10 g, 11ms, functional; 100 g, destructive
Vibration Resistance	DA 2 mm, 10-50 Hz
Power Consumption	0.4 VA
Ambient Temperature Range	-40 to 70 C, -40 to 130 C storage
Weight	13.5 grams approx.

ORDERING INFORMATION

Example:	PC375A	-1C	-120	S	3	T	F	-X
Model								
Contact Form	1A, 1B, 1C, 2A, 2B, or 2C							
Coil Voltage								
Enclosure	S: Sealed; C: Dust Cover							
Version	1: 1 Pole, 12 A; 3.5 mm 2: 1 Pole, 12 A; 5 mm 3: 1 Pole, 16 A; 5 mm 4: 2 Pole, 8 A; 5 mm							
Contact Material	Nil: AgCdO, T: AgSnO, N: AgNi 10							
Insulation System	Nil: Class B, F: Class F							
RoHS Compliant	Nil: Not Rohs, -X: RoHS Compliant							

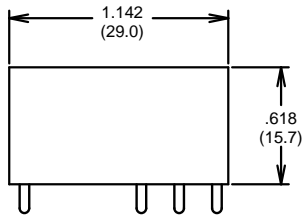
COIL DATA

Coil Voltage	Resistance ohms ± 10%	Must Operate Voltage (VAC)	Must Release Voltage Min. (VAC)	Continuous Voltage Max. (VAC)
12	100	9.0	1.2	18.0
24	400	18.0	2.4	36.0
48	1550	36.0	4.8	72.0
120	10200	90.0	12.0	180.0
220	35500	165.0	22.0	330.0
230	38500	172.0	23.0	345.0
240	42500	180.0	24.0	360.0

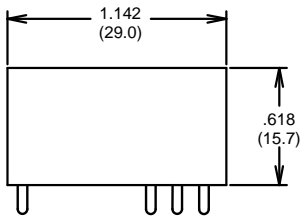
Note: Custom coil voltages within the ranges shown are available on special order.

Dimensions in Inches (millimeters)

Side View


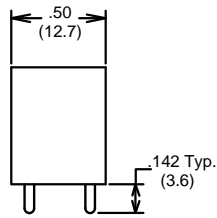


5 mm Version

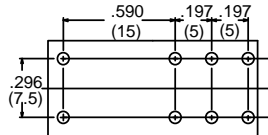


3.5 mm Version

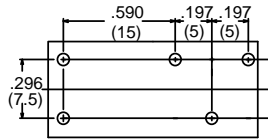
End View



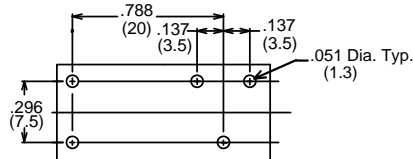
**Bottom View
PC Board Layout**



5 mm SPDT 16 Amp
5 mm DPDT 8 Amp

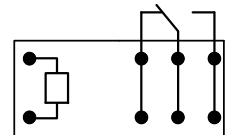


5 mm SPDT 12 AMP

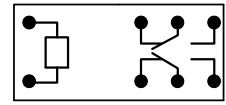


3.5 mm SPDT 12 Amp

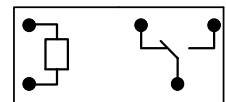
Wiring Diagrams



5 mm SPDT 16 Amp



5 mm DPDT 8 Amp



5 mm SPDT 12 Amp
3.5 mm SPDT 12 Amp

Notes:

- Contact Form C shown
- On Contact Forms A & B Unused Pins are Omitted
- Tolerances ± .010 unless otherwise noted



3220 Commander Drive, Suite 102, Carrollton, Texas 75006

Sales: Call Toll Free (888) 997-3933 Fax (818) 342-5296 email: pickerwest@sbcglobal.net URL: pickercomponents.com