



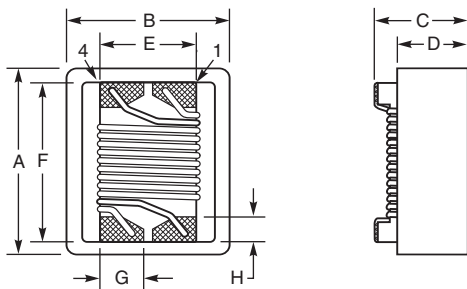
1812DPS Coupled Inductors for xDSL



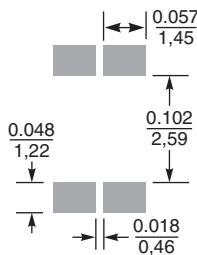
The 1812DPS Series features a unique dual winding configuration that provides two balanced coupled inductors in a single package. This increases circuit efficiency, reduces component count and conserves valuable board space.

This magnetically shielded part is optimized for various xDSL filtering applications. Its small size and low profile make it particularly attractive for central office equipment.

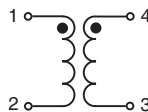
In addition to the standard inductance values shown, Coilcraft can customize these inductors to help achieve specific corner frequencies.



Recommended Land Pattern



Schematic



A max	B max	C max	D ref	E ref	F ref	G min	H
0.231	0.196	0.150	0.107	0.100	0.178	0.04	0.03
5,87	4,98	3,81	2,72	2,54	4,52	1,02	0,76

Terminations: Nickel/gold over moly-manganese

Tape and reel: 500/7" reel; 2000/13" reel 12 mm tape width

For packaging data see Tape and Reel Specifications section.

Part number ¹	L ±20% ² (μH)	Q min ³	DCR max (Ohms)	SRF min (MHz)	Isat ⁴ (mA)	Irms ⁵ (mA)
1812DPS-102M_	1.0	38	0.20	285	2400	2100
1812DPS-222M_	2.2	29	0.33	175	1500	1200
1812DPS-472M_	4.7	43	0.41	102	1500	1000
1812DPS-103M_	10	35	0.74	74	800	780
1812DPS-153M_	15	37	0.96	65	700	710
1812DPS-223M_	22	38	1.84	54	500	530
1812DPS-393M_	39	39	2.60	5.7	450	420
1812DPS-473M_	47	40	2.66	4.8	400	390

1. When ordering, please specify **packaging** code:

1812DPS-473M C

Packaging: C = 7" machine-ready reel. EIA-481 embossed plastic tape (500 parts per full reel).

B = Less than full reel. In tape, but not machine ready. To have a leader and trailer added (\$25 charge), use code letter C instead.

D = 13" machine-ready reel. EIA-481 embossed plastic tape (2500 parts per full reel).

2. Per winding. Tested at 100 kHz, 0.1 Vrms, 0 Adc.

3. Q measured at 1 MHz.

4. DC current at which the inductance drops 10% (typ) from its value without current.

5. Average current for a 40°C rise above 25°C ambient.

6. Operating temperature range -40°C to +85°C.

7. Electrical specifications at 25°C.

See Qualification Standards section for environmental and test data.

Coilcraft®

Specifications subject to change without notice.

Please check our website for latest information. Document 248-1 Revised 01/18/05

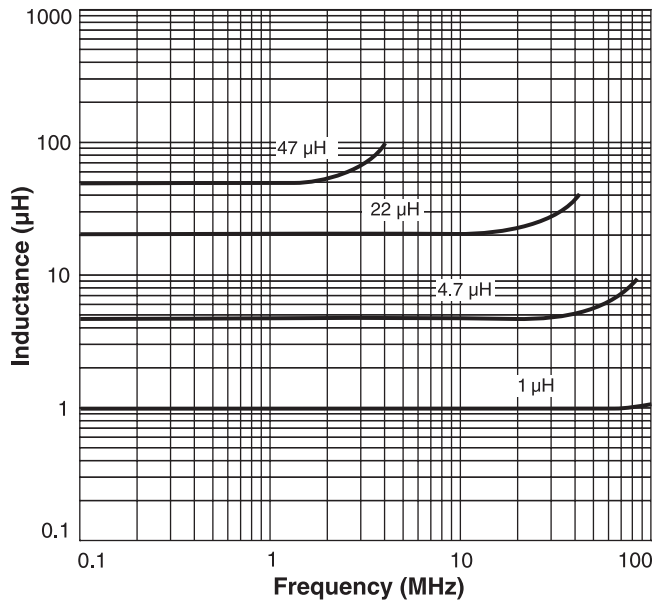
1102 Silver Lake Road Cary, Illinois 60013 Phone 847/639-6400 Fax 847/639-1469

E-mail info@coilcraft.com Web <http://www.coilcraft.com>

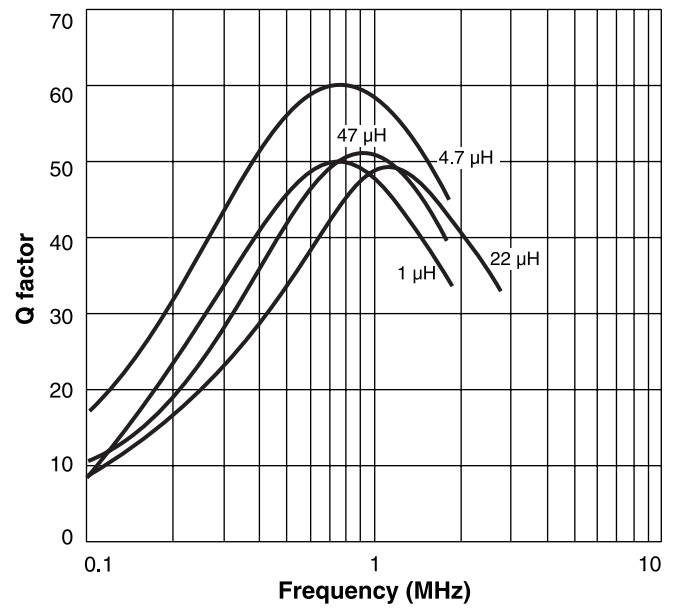


1812DPS Coupled Inductors for xDSL

Typical L vs Frequency



Typical Q vs Frequency



Coilcraft[®]

Specifications subject to change without notice.

Please check our website for latest information. Document 248-2 Revised 08/19/02

1102 Silver Lake Road Cary, Illinois 60013 Phone 847/639-6400 Fax 847/639-1469

E-mail info@coilcraft.com Web <http://www.coilcraft.com>

© Coilcraft, Inc. 2004