PRODUCT N°	NB OF TERMINAL	DIM"C"	DIM"D"	CONTACTS PLACED IN CAVITY (ACCORDING TO VIEW "A")																
87627-Y01(H)(LF)	2	12.70	15.08	X					X											
87627-Y02(H)(LF)	5	15.24	17.70			X	X	X												
87627-Y03(H)(LF)	4	15.24	17.70	X	X		X	X												
87627-Y04(H)(LF)	8	40.64	43.10	X		X		X		X				X		X		X		X
87627-Y05(H)(LF)	5	15.24	17.70	X	X		X	X	X											
87627-Y06(H)(LF)	5	15.24	17.70			X	X		X	X										
87627-Y07(H)(LF)	3	10.16	12.62	X		X		X												
87627-Y08(H)(LF)	7	35.56	43.10	X		X		X		X		X		X		X		X		
87627-Y09(H)(LF)	4	15.24	17.70	X		X		X		X										
				1	2	3	4	5	6	7	8	9	10	11	12	13	14	15	16	17

WHEN NEEDED, SUFFIX LETTER "LF" INDICATES THE PRODUCT IS RoHS COMPATIBLE, SEE NOTE 6

VIEW "A"

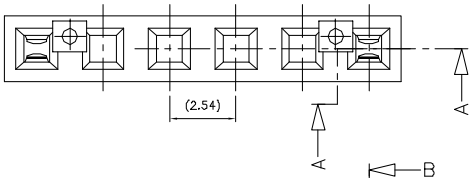

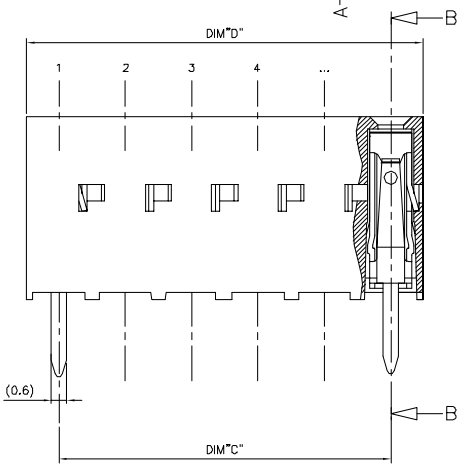

SECTION A–A

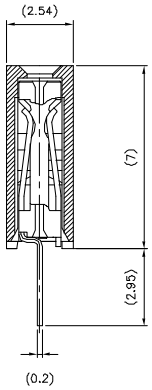

SECTION B–B

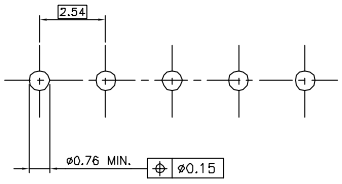

RECOMMENDED HOLE PATTERN

NOTES:

1 – MATERIAL HOUSING: THERMOPLASTIQUE POLYESTER 30% GLASS FILLED, COLOUR BLUE. FLAME RETARDANT PER UL–94 CATEGORY V0.

2 – MATERIAL TERMINAL: PHOSPHOR BRONZE EXTRA HARD.

3 – RECOMMENDED APPLICATION DATA: SEE TA 804.

4 – THE DASH "H" AT THE END OF THE P/N TO INDICATE A HIGH TEMPERATURE HOUSING.
MATERIAL: PCT 30% GLASS FILLED, COLOR GREY FLAME RETARDANT PER UL–94 CATEGORY V0.

5 – PRODUCT PACKAGED IN TUBE.

6 – RoHS COMPATIBLE PRODUCT SPECIFICATIONS

a – PLATING:
– "LF" MEANS THE PRODUCT IS LEAD–FREE, 2µm MINIMUM MATTE TIN OVER 1.27µm MINIMUM NICKEL UNDERPLATE.

b – MANUFACTURING PROCESS COMPATIBILITY
– THE HOUSING WILL WITHSTAND EXPOSURE TO 260°C ±5°C SOLDER BATH TEMPERATURE FOR 5 SECONDS IN A WAVE SOLDER APPLICATION WITH A 1.6mm MIN THICK CIRCUIT BOARD.

c – LABELING:
– MEETS PACKAGING SPECS AS PER GS–14–920

d – LEGAL STATEMENT: SEE GS–22–008

87627–4XXLF	5µm Sn	Sn
87627–3XXLF	0.76µm GOLD	Sn
87627–4XX	5µm SnPb	SnPb
87627–3XX	0.76µm GOLD	SnPb
PLATING CODE	CONTACT AREA	SOLDER TAIL
	PLATING THICKNESS OVER 1.27µm Ni	

mat°L code: SEE NOTES			surface: ISO 1302	tolerance: ISO 286 ISO 1101		projection	product family: DX VCC SR	
Ltr	ecn no	dr	date	tolerances unless otherwise specified			title	
J	F04–0169	DLE	04.04.08	angles: ±2	linear: ±0.3	mm	SELECTED LOADED	
K	F04–0187	DLE	04.05.13					
L	F04–0337	DLE	04.08.31			scale 10:1		
M	F04–0347	DLE	04.11.09	dr: P.NIZZI		96.10.10	dwg no: 87627	sheet 1 of 1 / size: A2
N	F06–0204	DLE	06.08.21	chg: JM.PHAMVAN		96.10.10		
P	F07–0271	LMU	07.12.06	chr: P.NIZZI		96.10.10		
				app: JM.P		96.10.10	type: CUSTOMER Drawing	
sheet index	revision sheet							

Form: A2

PDM: Rev:P STATUS Released Printed: Jun 06, 2009

Copyright FCI

Downloaded from Elcodis.com electronic components distributor