


## HC-QA-B 10-ST/PER

Order No.: 1678965

The illustration shows version HC-QA-B 16-ST/PER

<http://eshop.phoenixcontact.de/phoenix/treeViewClick.do?UID=1678965>

HEAVYCON terminal adapter male insert, B10 series, 10-pos., protective conductor connection on the right for the left side of the control cabinet, QUICKON connection; contact inserts with screw, crimp, push-in and QUICKON connection can be used as mating connectors.

Commercial data	
GTIN (EAN)	 4 017918 168384
Note	Made-to-order
sales group	D004
Pack	5 pcs.
Customs tariff	85369010
Catalog page information	Page 381 (PC-2007)

**Product notes**WEEE/RoHS-compliant since:  
05/10/2006

<http://www.download.phoenixcontact.com>  
Please note that the data given here has been taken from the online catalog. For comprehensive information and data, please refer to the user documentation. The General Terms and Conditions of Use apply to Internet downloads.

## Technical data

### Electrical characteristics

Note	For HEAVYCON ADVANCE panel mounting flange and HEAVYCON panel mounting base of type B10. Contact inserts with screw, crimp, and QUICKON connections can be used as mating connectors. Connectors may be operated only when there is no load/voltage.
Number of positions	10
Connection in acc. with standard	IEC / EN
Rated voltage (III/3)	(230 V/400 V)
Rated surge voltage	4 kV
Rated current	16 A

### Mechanical characteristics

Design	B10
Connection method	QUICKON connection
Conductor cross section	0.5 mm <sup>2</sup> ... 1.5 mm <sup>2</sup>
Connection cross section AWG	20 ... 16

### General characteristics

Contact material	Copper alloy
Contact surface material	Ag
Contact carrier material	PA / PC
Terminal adapter width	39.5 mm
Height	34 mm
Pollution degree	3
Surge voltage category	III
Inflammability class according to UL 94	V0
Connection in acc. with standard	IEC / EN
Ambient temperature (operation)	-40 °C ... 125 °C
Assembly instructions	Cannot be used for mating connectors with spring-cage and Push-In connections. If the conductor contacts again, it must be cut off above the last contact point.

## Certificates / Approvals



Certification

CUL, GOST, UL

### Accessories

Item	Designation	Description
------	-------------	-------------

### Assembly

3022218	CLIPFIX 35	Snap-on end bracket, for 35 mm NS 35/7.5 or NS 35/15 DIN rail, can be fitted with Zack strip ZB 8 and ZB 8/27, terminal strip marker KLM 2 and KLM, width: 9.5 mm, color: gray
1775240	HC-KA-FE	Foot element, for mounting on DIN rail NS 32, DIN rail NS 35/7.5 or DIN rail NS 35/15, can be inserted between basic and side element
1660083	HC-VSH	Locking screw barrel, for a firm connection of contact inserts and DIN-rail mountable terminal adapters

### Marking

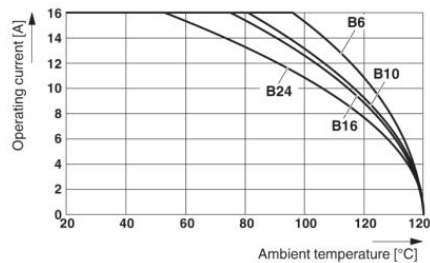
0803650	ZBFM 6:SO/CMS	Special printing, Zack marker sheet, flat, 100-section, divisible, marking according to customer requirements
---------	---------------	---

### Tools

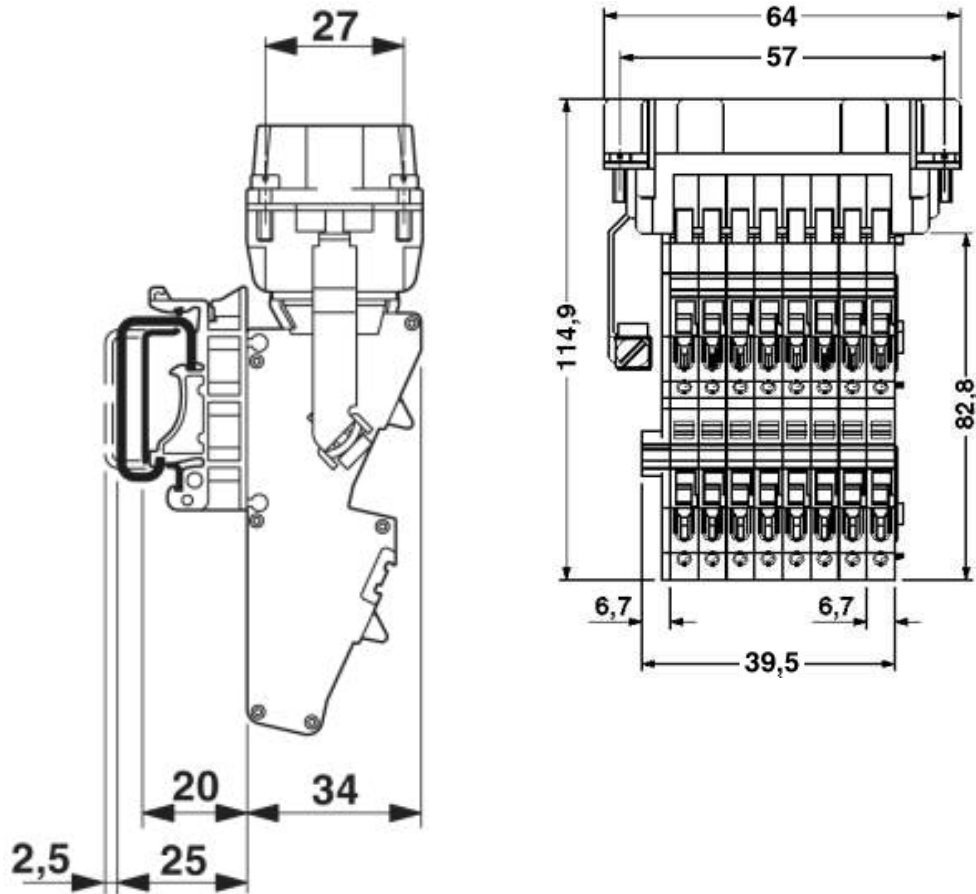
1679728	Q-LEVER	QUICKON lever tool, with angled head for confined spaces
1204517	SZF 1-0,6X3,5	Actuation tool, for ST terminal blocks, also suitable for use as a bladed screwdriver, size: 0.6 x 3.5 x 100 mm, 2-component grip, with non-slip grip

### Diagrams/Drawings

#### Diagram



Dimensioned drawing



**Address**

PHOENIX CONTACT Inc., USA  
586 Fulling Mill Road  
Middletown, PA 17057, USA  
Phone (800) 888-7388  
Fax (717) 944-1625  
<http://www.phoenixcon.com>



© 2012 Phoenix Contact  
Technical modifications reserved;