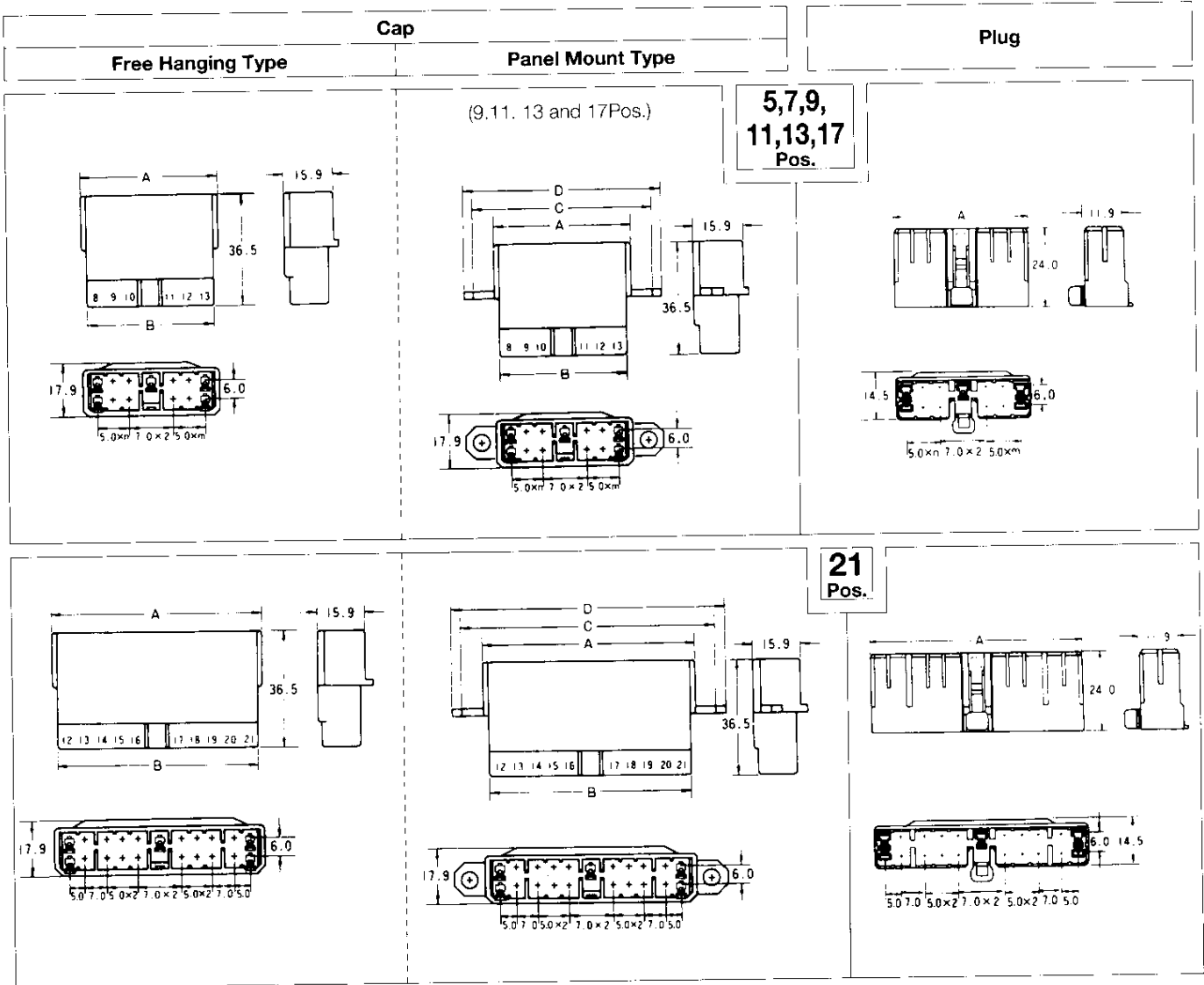


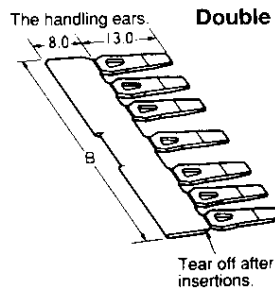
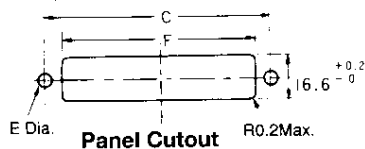
# Multiple Interlock Connectors (MIC) Mark II (Wire to Wire Applications)



No. of Pos.	Dimensions								Part No. of Cap	
	A	B	C	D	E	F	n	m	Free Hanging	Panel Mount
5	23.6	20.3	—	—	—	—	—	—	172504-1	—
7	28.6	25.3	—	—	—	—	1	—	172505-1	172827-1†
9	33.6	30.3	42.0	50.0	4.5	34.3	1	1	172506-1	172513-1
11	38.6	35.3	47.0	56.0	4.5	39.3	2	1	172507-1	172514-1
13	43.6	40.3	53.0	63.0	5.5	44.3	2	2	172508-1	172515-1
17	53.6	50.3	63.0	73.0	5.5	54.3	3	3	172509-1	172516-1
21	67.6	64.3	77.0	87.0	5.5	68.3	See figure		172510-1	172517-1

No. of Pos.	Dimensions			Part No. of Plug
	A	n	m	
5	20.0	—	—	172494-1
7	25.0	—	1	172495-1
9	30.0	1	1	172496-1
11	35.0	1	2	172497-1
13	40.0	2	2	172498-1
17	50.0	3	3	172500-1
21	64.0	See figure		172501-1

Note: The dimensions of C, D, E and F are applicable to the cap housings of panel mount type.  
†As the panel mounting method is different, please request the drawing for the through type.  
(The recommended panel lock dimensions: 116-5571)



Double Lock Plate Plug

No. of Pos.	Dimensions B	Part No. of Double Lock Plate
5	20.0	174395-2
7	25.0	174396-2
9	30.0	174397-2
11	35.0	174398-2
13	40.0	174399-2
17	50.0	174400-2
21	64.0	174401-2

- \*The material of housing is 66 nylon.
- \*The color of housing is natural. For other color, contact our Sales Department.
- \*The material of double lock plate is PBT, color is black.