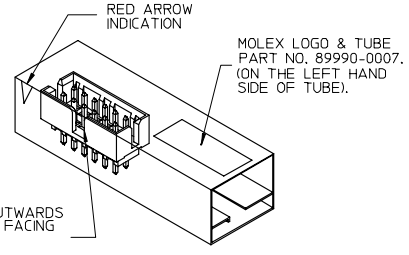
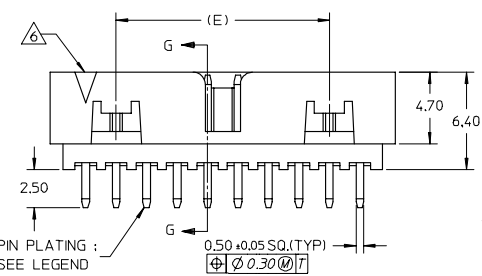


P/N IN TUBE	CKT SIZE	DIMENSION				
		A	B	C	D	E
87831-042*	4	2.00	4.85	6.65	5.00	---
87831-062*	6	4.00	6.85	8.65	7.00	---
87831-082*	8	6.00	8.85	10.65	9.00	---
87831-102*	10	8.00	10.85	12.65	11.00	---
87831-122*	12	10.00	12.85	14.65	13.00	---
87831-142*	14	12.00	14.85	16.65	15.00	8.00
87831-162*	16	14.00	16.85	18.65	17.00	10.00
87831-182*	18	16.00	18.85	20.65	19.00	12.00
87831-202*	20	18.00	20.85	22.65	21.00	14.00
87831-222*	22	20.00	22.85	24.65	23.00	16.00
87831-242*	24	22.00	24.85	26.65	25.00	18.00
87831-262*	26	24.00	26.85	28.65	27.00	20.00
87831-282*	28	26.00	28.85	30.65	29.00	22.00
87831-302*	30	28.00	30.85	32.65	31.00	24.00
87831-322*	32	30.00	32.85	34.65	33.00	26.00
87831-342*	34	32.00	34.85	36.65	35.00	28.00
87831-362*	36	34.00	36.85	38.65	37.00	30.00
87831-382*	38	36.00	38.85	40.65	39.00	32.00
87831-402*	40	38.00	40.85	42.65	41.00	34.00
87831-422*	42	40.00	42.85	44.65	43.00	36.00
87831-442*	44	42.00	44.85	46.65	45.00	38.00
87831-462*	46	44.00	46.85	48.65	47.00	40.00
87831-482*	48	46.00	48.85	50.65	49.00	42.00
87831-502*	50	48.00	50.85	52.65	51.00	44.00

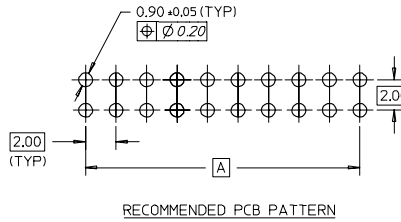
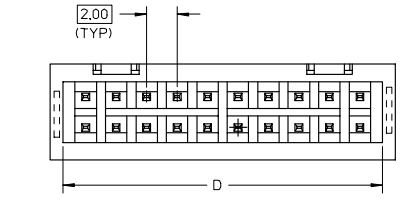


ORIENTATION OF PART IN TUBE.  
(FOR THE REFERENCE OF PART/TUBE ASSEMBLY.)

PART NUMBER LEGEND :

- 87831 - \* \* \* \*
- PLATING OPTION -
- 20 - 0.38um/15uin GOLD IN CONTACT AREA AND 1.88um/75uin MN.TIN IN SOLDER TAIL AREA OVER 1.27um/50uin MIN. NICKEL OVERALL.
  - 21 - 0.76um/30uin GOLD IN CONTACT AREA AND 1.88um/75uin MN.TIN IN SOLDER TAIL AREA OVER 1.27um/50uin MIN. NICKEL OVERALL.

- NOTES:
- FOR ILLUSTRATION PURPOSES, 20 CIRCUIT SIZE WAFER IS SHOWN.
  - MATERIAL : HOUSING : 30% G.F., NYLON 46, UL94V-0, COLOR BLACK. PIN : 0.50MM SQ.PHOSPHOR BRONZE.
  - PRODUCT SPECIFICATION PS-87831-027 APPLIES.
  - NO CENTRE POLARIZATION SLOT FOR CKT SIZE 4 AND 6.
  - NO SIDE LOCKING SLOT FROM 4 TO 12 CKT SIZE.
  - CKT 4 & 6 HAS NO IDENTIFICATION TAG.
  - REFER TO PART 87831-\*\*\*4\* FOR CENTRE LOCKING SLOT OPTION FOR 4 TO 12 CKT.



IEC NO. SZ004-0773 DRW:K/SEE 2004/05/31 CHKD:PTLM 2004/05/31 APPR:SKTOH 2004/05/31	QUALITY SYMBOLS	GENERAL TOLERANCES (UNLESS SPECIFIED)	SCALE NTS	DESIGN UNITS METRIC	THIRD ANGLE PROJECTION	REVISE ON CAD ONLY		
	DESCRIPTION 0 0	4 PLACES ± --- ± --- 3 PLACES ± --- ± --- 2 PLACES ± 0.2 ± --- 1 PLACE ± --- ± --- ANGULAR ± 3°	DIMENSION STYLE MM ONLY	DRAWN BY ATSEE DATE 2003/10/03 CHECKED BY KCLING DATE 2003/11/07 APPROVED BY SKTOH DATE 2003/11/07	TITLE SALES DRAWING MGRID SHROUDED HDR VERT., W/SLOT & STANDOFF MOLEX INCORPORATED	MATERIAL NO. SEE TABLE DOCUMENT NO. SD-87831-011 SHEET NO. 1 OF 1		
							DRAFT WHERE APPLICABLE MUST REMAIN WITHIN DIMENSIONS	THIS DRAWING CONTAINS INFORMATION THAT IS PROPRIETARY TO MOLEX INCORPORATED AND SHOULD NOT BE USED WITHOUT WRITTEN PERMISSION
							A1	A3