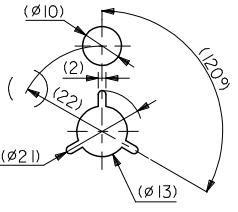
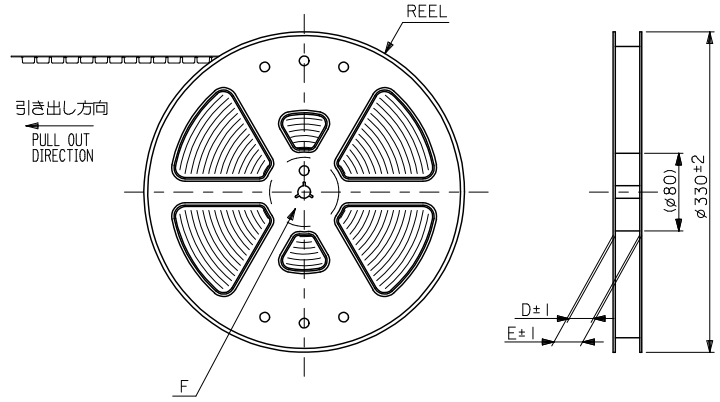


10 9 8 7 6 5 4 3 2 1

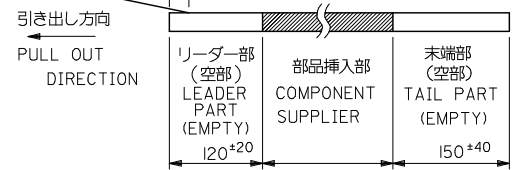
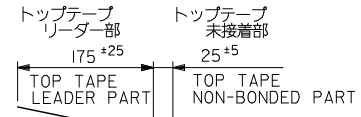


注記 NOTES


1. 製品番号 52746-***39 の梱包状態はアクチュエータがロックした状態とする。
 詳細寸法については図面 SD-52746-025 を参照下さい。
 IN THE PACKAGE, ACTUATOR OF PART NO.52746-***39 SHOULD BE LOCKED
 RE DETAILED DIMENSIONS, SEE SD-52746-025

2. 梱包数量：1000個/リール
 NUMBER OF CONNECTORS: 1000PCS/REEL

3. リードテープ長さ LEAD TAPE LENGTH



4. トップテープの剥離強度：(剥離方向は下図参照)
 0.1N~1.3N(10gf~130gf) 尚、本規格値は、出荷時に適用。
 (但し、輸送時に剥離が発生しない事。)
 PEELING OFF FORCE OF TOP TAPE
 0.1N~1.3N(10gf~130gf)(PEELING DIRECTION AS SHOWN IN FOLLOWING FIG.)
 THIS REQUIREMENT SHOULD BE APPLIED AT SHIPMENT
 PEEL OFF SHOULD NOT BE ALLOWED,
 DURING TRANSPORTATION



5. 材料 キャリアテープ:ポリプロピレン (PP)
 トップテープ:PET, PE, PEF
 リール:ポリスチレン (PS) <リサイクル材を含む>

MATERIAL CARRIER TAPE:POLYPROPYLENE
 TOP TAPE:PET,PE,PEF
 REEL:POLYSTYRENE(PS)
 <RECYCLE MATERIAL CONTAINED>

6. 本製品は 52746-***81 の鉛フリー品です
 THIS PRODUCT IS LEAD FREE OF 52746-***81

7. 本製品は乾燥剤入り、ハイバリア梱包仕様である。
 THIS PRODUCT IS HIGH BARRIER PACKAGE WITH DESICCANT.

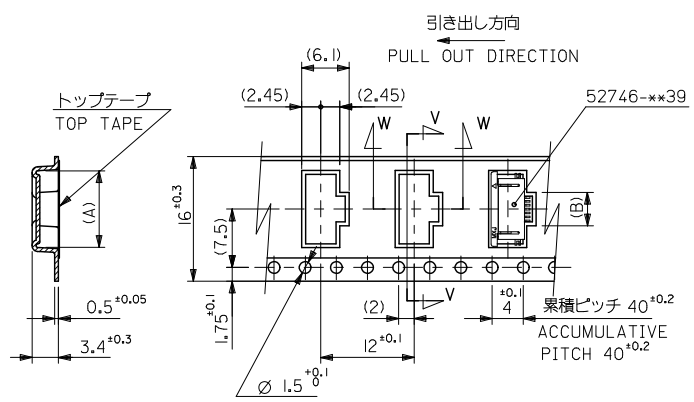
MODEL No.52746-***71

REVISED EC NO: J2009-2061 DRAWN: KON 2009/05/20 CHK: HATSUNO 2009/05/21 APPR: NIKITA 2009/05/21	GENERAL TOLERANCES (UNLESS SPECIFIED)		DIMENSION STYLE MM ONLY		SCALE ---	DESIGN UNITS METRIC	THIRD ANGLE PROJECTION
	10 UNDER	±0.2	DRAWN BY HSHIMABUKURO	DATE '04/01/30	TITLE 0.5 FPC CONN ZIF SMT RA B/CONT EMBSTP PKG -LEAD FREE-		
	10 OVER 30 UNDER	±0.25	CHECKED BY KTOJO	DATE '04/01/30	MOLEX INCORPORATED		
	30 OVER	±0.3	APPROVED BY MSASAO	DATE '04/01/30	DOCUMENT NO. SD-52746-024	SHEET NO. 1 OF 3	
ANGULAR ±3 °		DRAFT WHERE APPLICABLE MUST REMAIN WITHIN DIMENSIONS		MATERIAL NO. SEE SHEET 2,3			
SIZE A3				THIS DRAWING CONTAINS INFORMATION THAT IS PROPRIETARY TO MOLEX INCORPORATED AND SHOULD NOT BE USED WITHOUT WRITTEN PERMISSION			

tb_frame_A3_J_ME_S
Rev. E 2006/04/15

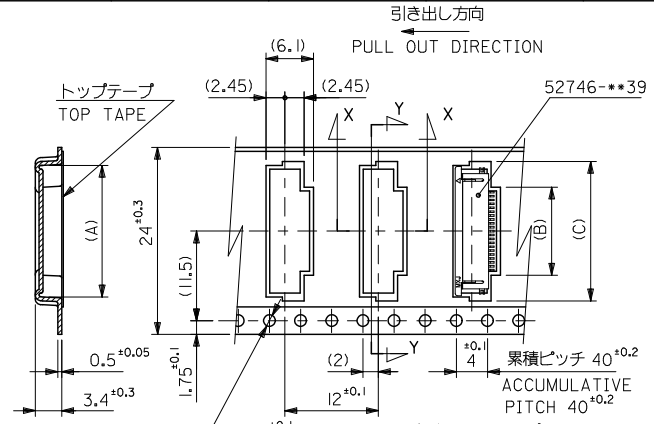
EN-02JA(021)

10 9 8 7 6 5 4 3 2 1



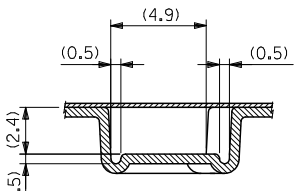
SECT.V-V

16mm幅キャリアテープ
16mm WIDTH CARRIER TAPE

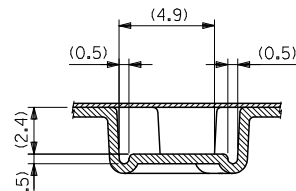


SECT.Y-Y

24mm幅キャリアテープ
24mm WIDTH CARRIER TAPE



SECT.W-W



SECT.X-X

24	29.4	25.4	24.4	11.8	17.4	52746-2271	22
			17.9	11.3	16.9	52746-2171	21
			17.4	10.8	16.4	52746-2071	20
			16.9	10.3	15.9	52746-1971	19
			16.4	9.8	15.4	52746-1871	18
			15.9	9.3	14.9	52746-1771	17
			15.4	8.8	14.4	52746-1671	16
			14.9	8.3	13.9	52746-1571	15
			14.4	7.8	13.4	52746-1471	14
			13.9	7.3	12.9	52746-1371	13
			13.4	6.8	12.4	52746-1271	12
			12.9	6.3	11.9	52746-1171	11
			12.4	5.8	11.4	52746-1071	10
11.9	5.3	10.9	52746-0971	9			
11.4	4.8	10.4	52746-0871	8			
10.9	4.3	9.9	52746-0771	7			
10.4	3.8	9.4	52746-0671	6			
9.9	3.3	8.9	52746-0571	5			
9.4	2.8	8.4	52746-0471	4			

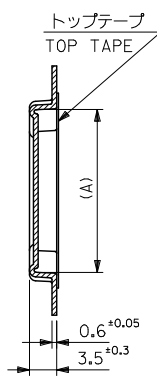
キャリアテープ幅 CARRIER TAPE WIDTH	E	D	(C)	(B)	(A)	MATERIAL NO.	極数 CIRCUITS
--------------------------------	---	---	-----	-----	-----	--------------	----------------

MODEL No.52746-***71

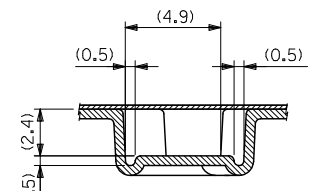
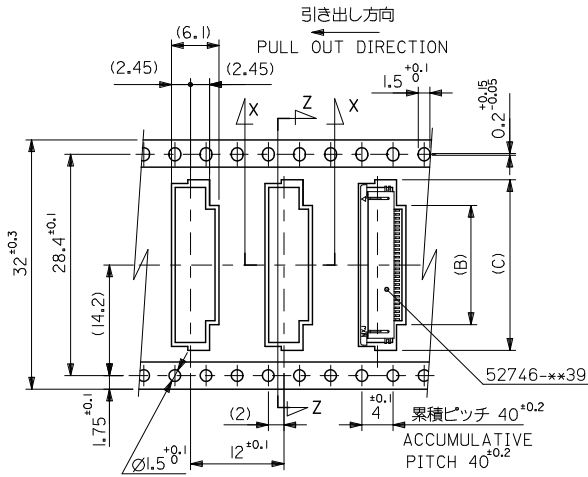
REVISED EC NO: J2009-2061 DRAWN BY: DRWNTKON CHKD: HATSUMOTO APPR: NIKITA H	DESCRIPTION	GENERAL TOLERANCES (UNLESS SPECIFIED)	DIMENSION STYLE MM ONLY	SCALE ---	DESIGN UNITS METRIC	THIRD ANGLE PROJECTION
	REV	10 UNDER ±0.2	DRAWN BY: HSHIMABUKURO	DATE: '04/01/30	TITLE: 0.5 FPC CONN ZIF SMT RA B/CONT EMBSTP PKG -LEAD FREE-	MOLEX INCORPORATED DOCUMENT NO. SD-52746-024
		10 OVER 30 UNDER ±0.25	CHECKED BY: KTOJO	DATE: '04/01/30	SHEET NO. 2 OF 3	
		30 OVER ±0.3	APPROVED BY: MSASAO	DATE: '04/01/30		
		ANGULAR ±3°	DRAFT WHERE APPLICABLE MUST REMAIN WITHIN DIMENSIONS	MATERIAL NO. SEE TABLE		

SIZE A3 THIS DRAWING CONTAINS INFORMATION THAT IS PROPRIETARY TO MOLEX INCORPORATED AND SHOULD NOT BE USED WITHOUT WRITTEN PERMISSION

10 9 8 7 6 5 4 3 2 1



SECT.Z-Z



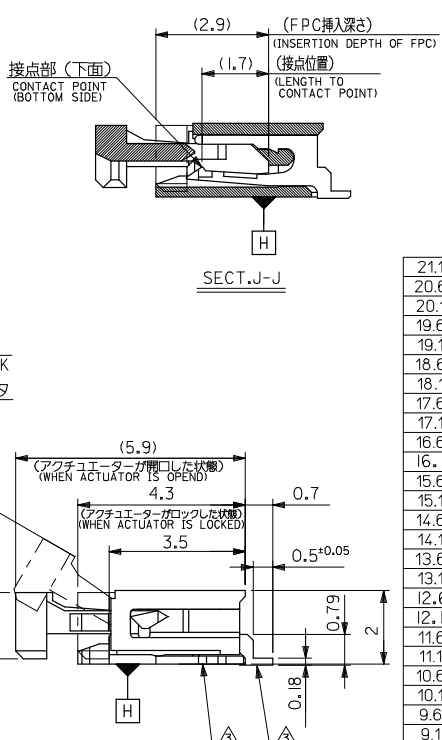
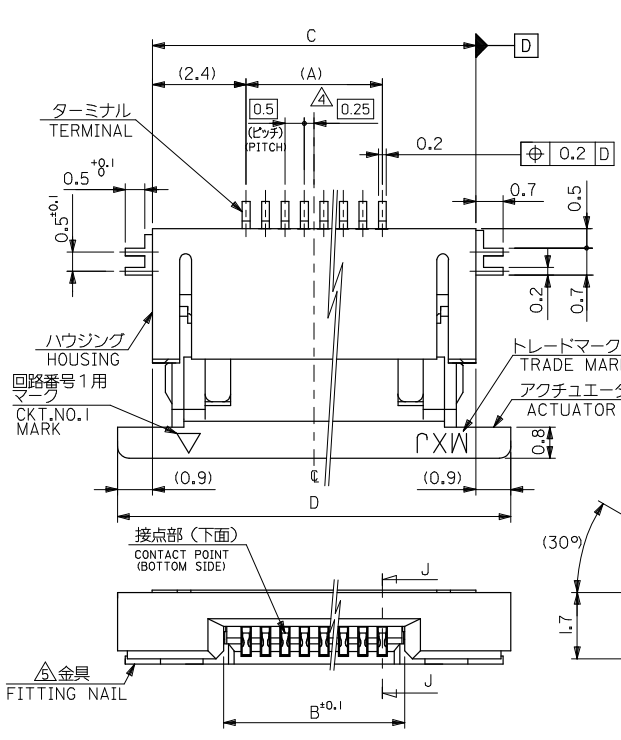
SECT.X-X

32mm幅キャリアテープ
32mm WIDTH CARRIER TAPE

32	37.4	33.4	22.4	15.8	21.4	52746-3071	30		
			21.4	14.8	20.4	52746-2871	28		
			20.9	14.3	19.9	52746-2771	27		
			19.9	13.3	18.9	52746-2571	25		
			19.4	12.8	18.4	52746-2471	24		
キャリアテープ幅 CARRIER TAPE WIDTH			E	D	(C)	(B)	(A)	MATERIAL NO.	極数 CIRCUIT

REVISED EC NO: J2009-2061 DRAWN BY: HIRAYAMA CHKD BY: MATSUMOTO APPROVED BY: ITO H	DESCRIPTION 2009/05/20 2009/05/21 2009/05/21	MODEL No.52746-**-71		GENERAL TOLERANCES (UNLESS SPECIFIED)		DIMENSION STYLE MM ONLY		SCALE ---	DESIGN UNITS METRIC	THIRD ANGLE PROJECTION		
		10 UNDER	±0.2	DRAWN BY HSHIMABUKURO	DATE '04/01/30	TITLE 0.5 FPC CONN ZIF SMT RA B/CONT EMBSTP PKG -LEAD FREE-						
		10 OVER 30 UNDER	±0.25	CHECKED BY KT0JO	DATE '04/01/30	MOLEX INCORPORATED						
		30 OVER	±0.3	APPROVED BY MSASAO	DATE '04/01/30	MATERIAL NO. SEE TABLE		DOCUMENT NO. SD-52746-024	SHEET NO. 3 OF 3			
		ANGULAR ±3 °		DRAFT WHERE APPLICABLE MUST REMAIN WITHIN DIMENSIONS		THIS DRAWING CONTAINS INFORMATION THAT IS PROPRIETARY TO MOLEX INCORPORATED AND SHOULD NOT BE USED WITHOUT WRITTEN PERMISSION						

10 9 8 7 6 5 4 3 2 1



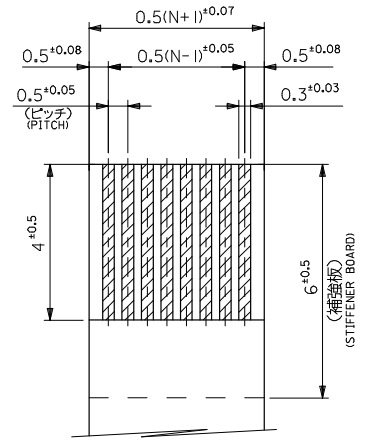
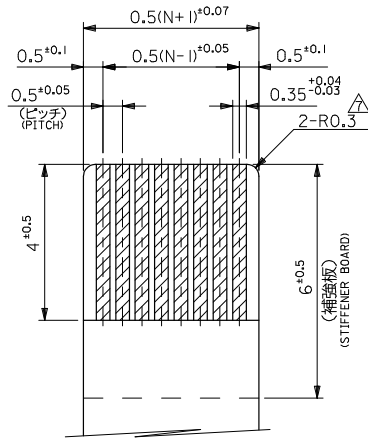
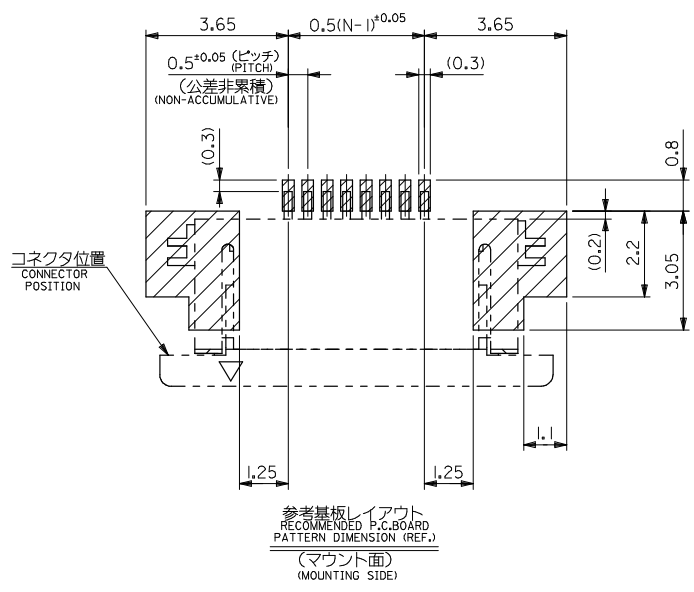
注記 NOTES

1. 使用材料 MATERIAL
 - ハウジング HOUSING: 46ナイロン, UL94V-0 NYLON
 - アクチュエータ ACTUATOR: PPS, UL94V-0
 - ターミナル TERMINAL: リン青銅(+0.2), ニッケル下地 金メッキ PHOSPHOR BRONZE GOLD OVER NICKEL PLATING
 - 金具 FITTING NAIL: リン青銅(+0.2), ニッケル下地 金メッキ PHOSPHOR BRONZE, TIN OVER NICKEL PLATING
2. エンボスターゲル成形時は、アクチュエータがロックした状態とする。
IN THE PACKAGE, ACTUATOR OF PART NO.52746-1139 SHOULD BE LOCKED.
- △ ソルダール半田付け部の穴径、及び金具半田付け部の穴径は、基準値[H]に對し上方0.1MAX., 下方0.15MAX.とする。
MISALIGNMENT OF SOLDER TAILS AND FITTING NAILS FROM [H] UPPER DIRECTION: 0.1 MAX., LOWER DIRECTION: 0.15 MAX.
- △ 金具に適用。
APPLY FOR EVEN CIRCUIT.
- △ パターン破くり止めの用金具。
FITTING NAIL FOR PREVENTION OF PEELING OF P.C.B. PATTERN.
6. 本製品は 52746-1139のフル品です。
THIS PRODUCT IS LEAD FREE OF 52746-1139

21.1	19.3	15.65	14.5	52746-3071	52746-3039	30
20.6	18.8	15.15	14.0	52746-2971	52746-2939	29
20.1	18.3	14.65	13.5	52746-2871	52746-2839	28
19.6	17.8	14.15	13.0	52746-2771	52746-2739	27
19.1	17.3	13.65	12.5	52746-2671	52746-2639	26
18.6	16.8	13.15	12.0	52746-2571	52746-2539	25
18.1	16.3	12.65	11.5	52746-2471	52746-2439	24
17.6	15.8	12.15	11.0	52746-2371	52746-2339	23
17.1	15.3	11.65	10.5	52746-2271	52746-2239	22
16.6	14.8	11.15	10.0	52746-2171	52746-2139	21
16.1	14.3	10.65	9.5	52746-2071	52746-2039	20
15.6	13.8	10.15	9.0	52746-1971	52746-1939	19
15.1	13.3	9.65	8.5	52746-1871	52746-1839	18
14.6	12.8	9.15	8.0	52746-1771	52746-1739	17
14.1	12.3	8.65	7.5	52746-1671	52746-1639	16
13.6	11.8	8.15	7.0	52746-1571	52746-1539	15
13.1	11.3	7.65	6.5	52746-1471	52746-1439	14
12.6	10.8	7.15	6.0	52746-1371	52746-1339	13
12.1	10.3	6.65	5.5	52746-1271	52746-1239	12
11.6	9.8	6.15	5.0	52746-1171	52746-1139	11
11.1	9.3	5.65	4.5	52746-1071	52746-1039	10
10.6	8.8	5.15	4.0	52746-0971	52746-0939	9
10.1	8.3	4.65	3.5	52746-0871	52746-0839	8
9.6	7.8	4.15	3.0	52746-0771	52746-0739	7
9.1	7.3	3.65	2.5	52746-0671	52746-0639	6
8.1	6.3	2.65	1.5	52746-0471	52746-0439	4
D	C	B	(A)	EMBOSSED TAPE	MATERIAL NO.	種数
				52746-xx39	MODEL NO.	

REVISED EC NO: J2008-4308 DRAWN: MABEL 2008/06/27 CHECKED: THARYAMA 2008/06/30 APPROVED: IKA 2008/06/30 H	GENERAL TOLERANCES (UNLESS SPECIFIED)		DIMENSION STYLE MM ONLY		SCALE ---	DESIGN UNITS METRIC	THIRD ANGLE PROJECTION
	10 UNDER	±0.2	DRAWN BY HSHIMABUKURO	DATE '04/01/30	TITLE 0.5 FPC CONN ZIF FOR SMT R/A (BOTTOM CONTACT) -LEAD FREE-		
	10 OVER 30 UNDER	±0.25	CHECKED BY KTOJO	DATE '04/01/30			
	30 OVER	±0.3	APPROVED BY MSASAO	DATE '04/01/30	MOLEX INCORPORATED DOCUMENT NO. SD-52746-025		
ANGULAR ±3°		MATERIAL NO. SEE TABLE		SHEET NO. 1 OF 2			
DRAFT WHERE APPLICABLE MUST REMAIN WITHIN DIMENSIONS		SIZE A3		THIS DRAWING CONTAINS INFORMATION THAT IS PROPRIETARY TO MOLEX INCORPORATED AND SHOULD NOT BE USED WITHOUT WRITTEN PERMISSION			

10 9 8 7 6 5 4 3 2 1



適合FPC推奨寸法
APPLICABLE FPC
RECOMMENDED DIMENSION
(仕上がり厚さ: 0.3^{+0.03})
(THICKNESS: 0.3^{+0.03})

適合FFC推奨寸法
APPLICABLE FFC
RECOMMENDED DIMENSION
(仕上がり厚さ: 0.3^{+0.03})
(THICKNESS: 0.3^{+0.03})

FPCについて:
打抜き方向は導体側から補強板を推奨致します。
補強フィルム材質はポリイミドを推奨致します。
接着剤は熱硬化接着剤を推奨致します。
ABOUT FPC:
RECOMMENDED PUNCHER DIRECTION : FROM CONDUCTOR SIDE TO STIFFENER BOARD SIDE.
RECOMMENDED MATERIAL :
STIFFENER FILM : POLYIMIDE
BONDING AGENT : THERMOSETTING BONDING AGENT

注記 NOTES

- △ R0.3は、FPCの導体側にかからないこと。
R0.3 MUST NOT BE OVERLAPPED TO PATTERN OF FPC.

REVISED EC NO: J2008-4308 DRAWN BY: HSHIMABUKURO CHKD: THARYAMA APPR: NIKITA	DESCRIPTION 2008/06/27 2008/06/30 2008/06/30	GENERAL TOLERANCES (UNLESS SPECIFIED)		DIMENSION STYLE MM ONLY		SCALE ---	52746-xx39	MODEL NO.
		10 UNDER	±0.2	DRAWN BY HSHIMABUKURO	DATE '04/01/30	TITLE 0.5 FPC CONN ZIF FOR SMT R/A (BOTTOM CONTACT) -LEAD FREE-	DESIGN UNITS METRIC	THIRD ANGLE PROJECTION
		10 OVER 30 UNDER	±0.25	CHECKED BY KT0JO	DATE '04/01/30	MOLEX INCORPORATED	DOCUMENT NO. SD-52746-025	SHEET NO. 2 OF 2
		30 OVER	±0.3	APPROVED BY MSASAO	DATE '04/01/30			
ANGULAR ±3°		DRAFT WHERE APPLICABLE MUST REMAIN WITHIN DIMENSIONS		MATERIAL NO. SEE TABLE		THIS DRAWING CONTAINS INFORMATION THAT IS PROPRIETARY TO MOLEX INCORPORATED AND SHOULD NOT BE USED WITHOUT WRITTEN PERMISSION		