

10 9 8 7 6 5 4 3 2 1

F

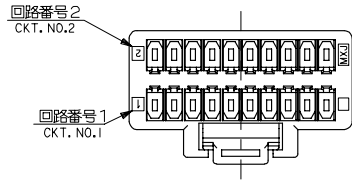
E

D

C

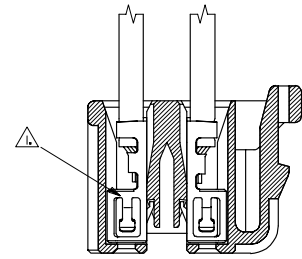
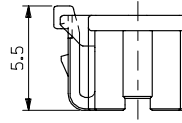
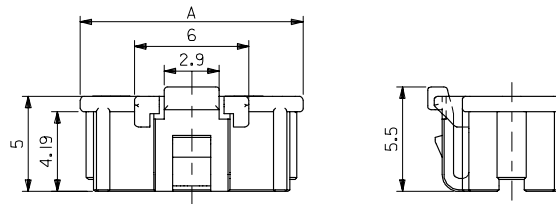
B

A

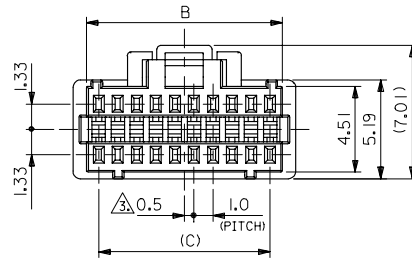


NOTES.

- △ 適合ターミナル: 501193-****
APPLICABLE TERMINAL: 501193-****
- 2. 嵌合相手: 501190-***1*
MATE WITH: 501190-***1*
- △ 極数/2=偶数に適用。
APPLY FOR CIRCUIT SIZE/2=EVEN



ターミナル装着図
TERMINAL ASSEMBLY DRAWING



24	25.3	26.7	501189-5010	50
19	20.3	21.7	501189-4010	40
14	15.3	16.7	501189-3010	30
9	10.3	11.7	501189-2010	20
C	B	A	MATERIAL NO.	CKT.

MATERIAL 66NYLON UL94V-0 COLOR:WHITE GLASS FILLED:0%	RELEASED EC NO. J2005-2008 DRAWN:YOSHIDA 2005/01/14 CHKD:HYAGI 2005/01/14 APPR:ANODA 2005/01/20	GENERAL TOLERANCES (UNLESS SPECIFIED)		DIMENSION STYLE MM ONLY		SCALE 5:1	DESIGN UNITS METRIC	THIRD ANGLE PROJECTION		
		10 UNDER	±0.2	DRAWN BY NYOSHIDA	DATE 2004/12/17	TITLE 1.0 WIRE TO BOARD CONN. 2-ROW RECEPTACLE HOUSING MOLEX INCORPORATED DOCUMENT NO. SD-501189-002 SHEET NO. 1 OF 1				
		10 OVER 30 UNDER	±0.25	CHECKED BY MYAGI	DATE 2004/12/17					
		30 OVER	±0.3	APPROVED BY ANODA	DATE 2004/12/17					
ANGULAR ±3 °		DRAFT WHERE APPLICABLE MUST REMAIN WITHIN DIMENSIONS		MATERIAL NO. SEE CHART		THIS DRAWING CONTAINS INFORMATION THAT IS PROPRIETARY TO MOLEX INCORPORATED AND SHOULD NOT BE USED WITHOUT WRITTEN PERMISSION				

9

8

7

6

5

4

3

2

F

E

D

C

B

A