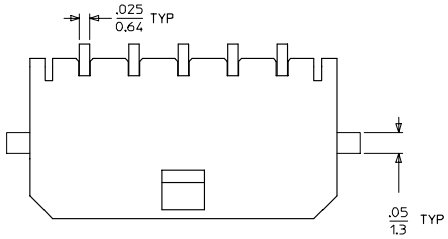

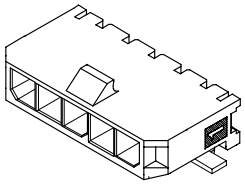

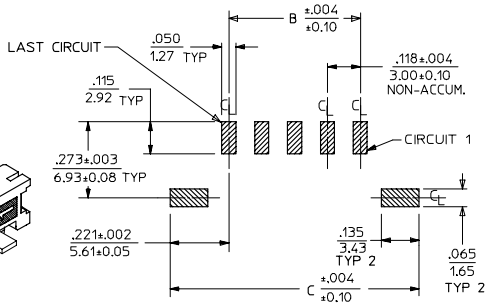

PCB LAYOUT: COMPONENT SIDE

CKTS	A	B	C
2	.380 / 9.65	.118 / 3.00	.559 / 14.20
3	.498 / 12.65	.236 / 6.00	.677 / 17.20
4	.616 / 15.65	.354 / 9.00	.795 / 20.20
5	.734 / 18.64	.472 / 12.00	.913 / 23.20
6	.852 / 21.64	.591 / 15.00	1.031 / 26.20
7	.970 / 24.64	.709 / 18.00	1.150 / 29.20
8	1.088 / 27.64	.827 / 21.00	1.268 / 32.20
9	1.206 / 30.63	.945 / 24.00	1.386 / 35.20
10	1.325 / 33.66	1.063 / 27.00	1.504 / 38.20
11	1.443 / 36.65	1.181 / 30.00	1.622 / 41.20
12	1.561 / 39.65	1.299 / 33.00	1.740 / 44.20

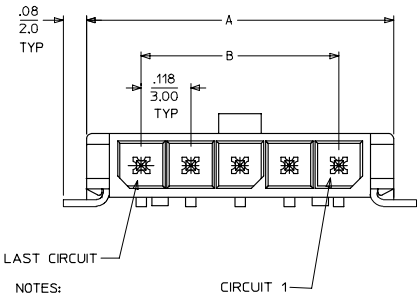

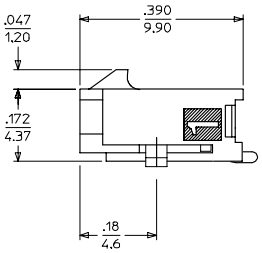

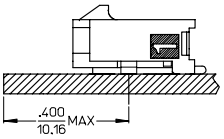

LOCATION DETAIL
SEE NOTE #7

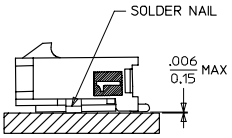

COPLANARITY DETAIL
SEE NOTE #6

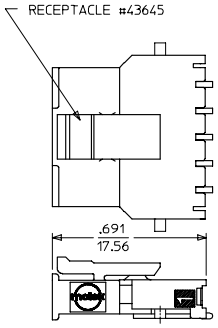

MATED MICRO FIT CONNECTOR

NOTES:

1. HOUSING MATERIAL: LIQUID CRYSTAL POLYMER, GLASS FILLED, UL94V-0, COLOR: BLACK
   TERMINAL MATERAIL: BRASS ALLOY
2. FINISH: A = .000100/(0.00254) MIN. BRIGHT TIN OVER
   .000050/(0.00127) MIN. NICKEL
   B = .000015/(0.00038) MIN. SELECT GOLD IN CONTACT AREA
   .000100/(0.00254) MIN. SELECT MATTE TIN ON SOLDER TAILS
   BOTH OVER .000050/(0.00127) NICKEL OVERALL
   C = .000030/(0.00076) MIN. SELECT GOLD IN CONTACT AREA
   .000100/(0.00254) MIN. SELECT MATTE TIN ON SOLDER TAILS
   BOTH OVER .000050/(0.00127) NICKEL OVERALL
   * THE PRIMARY SHIPPING CARTON WILL BE LABELED "COMPLIANT TO RoHS DIRECTIVE 2002/95/EC AND ELV ANNEX II OF DIRECTIVE 2000/53/EC." CARTONS WITHOUT THIS LABEL MAY CONTAIN PRODUCT WITH TIN/LEAD IN THE PC TAIL AREA.
3. PRODUCT SPECIFICATION: PS-43650
4. TAPE AND REEL PACKAGED : SEE MOLEX DRAWING PK-70873-07**
5. MATES WITH MICRO FIT (3.0) RECEPTACLE SERIES 43645
6. THE COPLANARITY DIMENSION IS ESTABLISHED BY PLACING THE ASSEMBLY ON A FLAT SURFACE. THE DISTANCE FROM THAT SURFACE TO THE BOTTOM OF ANY TERMINAL OR NAIL MUST NOT EXCEED .006/0.15
7. TO AVOID INTERFERENCE BETWEEN RECEPTACLE AND PCB, HEADER MUST BE PLACED WITHIN .400/(10.16) MAX. FROM EDGE OF PCB, AS SHOWN IN LOCATION DETAIL.
8. A HIGHER TEMPERATURE GRADE MATERIAL (260C MAX. REFLOW TEMPERATURE) IS BEING PHASED-IN BEGINNING AUGUST 2007. PARTS WILL BE TEMPORARILY IDENTIFIED WITH A BLUE DOT ON THE PRIMARY SHIPPING CARTON LABEL UNTIL ALL CIRCUIT SIZES ARE CONVERTED. AT WHICH TIME A FULL-CONVERSION DATE WILL BE IDENTIFIED IN PS-43650.

CKTS	FINISH A MATERIAL NO:	FINISH B MATERIAL NO:	FINISH C MATERIAL NO:
02	43650-0212	43650-0213	43650-0214
03	43650-0312	43650-0313	43650-0314
04	43650-0412	43650-0413	43650-0414
05	43650-0512	43650-0513	43650-0514
06	43650-0612	43650-0613	43650-0614
07	43650-0712	43650-0713	43650-0714
08	43650-0812	43650-0813	43650-0814
09	43650-0912	43650-0913	43650-0914
10	43650-1012	43650-1013	43650-1014
11	43650-1112	43650-1113	43650-1114
12	43650-1212	43650-1213	43650-1214

REV	DESCRIPTION
E	ADD NOTES 7 AND 8 EC NO: UCP2008-0037

DRAWN/MK1 PPER 2007/09/06
CH KD:SSOUSEK 2007/09/11
APPR:FSMITH 2007/09/12

QUALITY SYMBOLS: ▼=0 ◊=0

GENERAL TOLERANCES (UNLESS SPECIFIED)

	mm	INCH
4 PLACES	± ---	± ---
3 PLACES	± ---	± .010
2 PLACES	± 0.25	± .014
1 PLACE	± 0.36	± ---
ANGULAR ±1/2°		

DRAFT WHERE APPLICABLE MUST REMAIN WITHIN DIMENSIONS

DIMENSION STYLE: IN/MM
SCALE: ---
DESIGN UNITS: METRIC
THIRD ANGLE PROJECTION

DRAWN BY: SAMIEC 2000/07/07
CHECKED BY: MUELLER 2000/07/07
APPROVED BY: EDGLEY 2000/07/07

TITLE: MICRO FIT (3.0) SINGLE ROW / RIGHT ANGLE SMT / NAILS / REELS

MOLEX INCORPORATED

MATERIAL NO.: SEE CHART
DOCUMENT NO.: SD-43650-005
SHEET NO.: 1 OF 1
SIZE: C

THIS DRAWING CONTAINS INFORMATION THAT IS PROPRIETARY TO MOLEX INCORPORATED AND SHOULD NOT BE NOT BE USED WITHOUT WRITTEN PERMISSION

tb_frame_C_P_ME_T
Rev. E 2006/04/15

Downloaded from Elcodis.com electronic components distributor