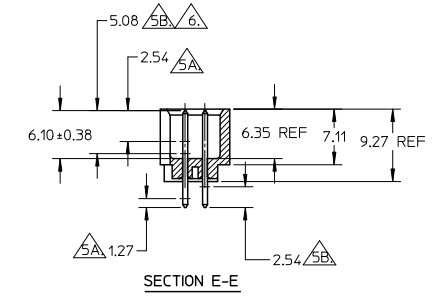
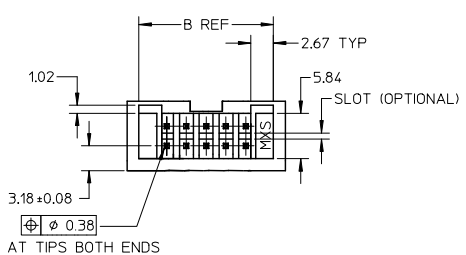
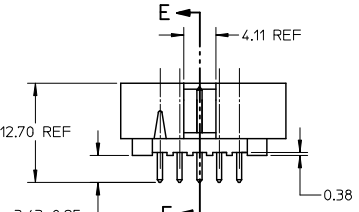


MOLEX IRELAND PRODUCTION ONLY
(OPTION)

RECOMMENDED PCB HOLE LAYOUT



NOTES:

- PIN PUSHOUT FORCE (.9072KG)/2LBS MIN.
- PIN SOLDERABILITY PER MOLEX SPEC. ES-152.
- PRODUCT SPEC: PS-70246 APPLIES.
- WAFER TO BE FLAT WITHIN .003 MM/MM.
- DIMENSIONS FOR PLATING LOCATION:
 - 5A MEASURE POINT FOR THICKNESS
 - 5B MINIMUM COVERAGE
 - 6 GOLD END OF PIN UNLESS OVERALL PLATED.

- 573 : 20 MICRO INCHES MIN GOLD PLATE ON CONTACT AND 100 MICRO INCHES MIN TIN PLATE ON SOLDERTAIL BOTH OVER 50 MICRO INCHES MIN NICKEL OVERALL.

6. DIM AT THE CENTRE OF THE SHROUDED WALL SHALL BE 5.91MM MIN. THIS SPEC IS VALID FOR ALL CKT SIZE.

- 9. MATERIAL:
HSG: GLASS FILLED PBT, UL94V-0, COLOUR BLACK
PIN: 0.64MM SQ. PIN PHOSPHOR BRONZE.

7. FINISH:

- 571 : 15 MICRO INCHES MIN GOLD PLATE ON CONTACT AND 75 MICRO INCHES MIN TIN PLATE ON SOLDERTAIL BOTH OVER 50 MICRO INCHES MIN NICKEL OVERALL.
- 574 : 30 MICRO INCHES MIN GOLD PLATE ON CONTACT AND 75 MICRO INCHES MIN TIN PLATE ON SOLDERTAIL BOTH OVER 50 MICRO INCHES MIN NICKEL OVERALL.
- 544 : 5 MICRO INCHES MIN GOLD PLATE ON CONTACT AND 75 MICRO INCHES MIN TIN PLATE ON SOLDERTAIL BOTH OVER 50 MICRO INCHES MIN NICKEL OVERALL.

ADD IN PIN (70246-1003)
WITH VOID CKT #1
E/C NO: S24009-0966
DRAWN: MCHONG 2009/06/25
CHKD: ATSEE 2009/06/30
APPR: M LONG 2009/07/02

QUALITY SYMBOLS
=0
=0

	GENERAL TOLERANCES (UNLESS SPECIFIED)	
	mm	INCH
4 PLACES	± ---	± ---
3 PLACES	± ---	± ---
2 PLACES	± 0.20	± ---
1 PLACE	± ---	± ---
ANGULAR ± 3°		

DIMENSION STYLE	
MM ONLY	DATE
DRAWN BY	JENNIFER
DATE	1987/09/18
CHECKED BY	DATE
	RWONG
	1987/09/18
APPROVED BY	DATE
	ALANB
	1987/09/18

SCALE	DESIGN UNITS	THIRD ANGLE PROJECTION
NTS	METRIC	
TITLE: C-GRID, SHROUDED HEADER (SLOTTED W/O STANDOFFS)		
MOLEX INCORPORATED		
MATERIAL NO.	DOCUMENT NO.	SHEET NO.
SEE TABLE	SDA-70246-**-20-25,39-41	1 OF 2

DRAFT WHERE APPLICABLE MUST REMAIN WITHIN DIMENSIONS

THIS DRAWING CONTAINS INFORMATION THAT IS PROPRIETARY TO MOLEX INCORPORATED AND SHOULD NOT BE USED WITHOUT WRITTEN PERMISSION

	10	9	8	7	6	5	4	3	2	1
PART NUMBER	CKT SIZE	VOID CKT	DIM A	DIM B	DIM C	DIM D	VOID CKT, ONLY APPLY TO PLATING CODE			
70246-08**	08	-	7.62	14.73	17.78	15.24	-			
70246-10**	10	1	10.16	17.27	20.32	17.78	-			
70246-12**	12	-	12.70	19.81	22.86	20.32	-			
70246-14**	14	-	15.24	22.35	25.40	22.86	-			
70246-16**	16	-	17.78	24.89	27.94	25.40	-			
70246-20**	20	-	22.86	29.97	33.02	30.48	-			
70246-24**	24	-	27.94	35.05	38.10	35.56	-			
70246-26**	26	-	30.48	37.59	40.64	38.10	-			
70246-30**	30	-	35.56	42.67	45.72	43.18	-			
70246-34**	34	-	40.64	47.75	50.80	48.26	-			
70246-40**	40	-	48.26	55.37	58.42	55.88	-			
70246-44**	44	-	53.34	60.45	63.50	60.96	-			
70246-50**	50	-	60.96	68.07	71.12	68.58	-			
70246-56**	56	-	68.58	75.69	78.74	76.20	-			
70246-60**	60	-	73.66	80.77	83.82	81.28	-			
70246-64**	64	-	78.74	85.85	88.90	86.36	-			
70246-72**	72	-	88.90	96.01	99.06	96.52	-			
70246-25**	26	26	30.48	37.59	40.64	38.10	-			
70246-1003	10	1	10.16	17.27	20.32	17.78	571			

LEGEND:
 70246 - * * * *
 CKT SIZE ————
 PLATING OPT. ————
 SEE TABLE FOR DETAIL

△ PART NUMBER	PLATING OPTION
70246-***01	571
70246-***02	574
70246-***04	544
70246-***12	573

ADD IN PIN (70246-1003) WITH VOID CKT #1 EC No: S2009-0956 DRWN: MCHONG CHKD: TSEE APPR: M LONG 2009/06/25 2009/06/30 2009/07/02	QUALITY SYMBOLS	GENERAL TOLERANCES (UNLESS SPECIFIED)	DIMENSION STYLE	SCALE	DESIGN UNITS	THIRD ANGLE PROJECTION															
	= 0 = 0.20	<table border="1"> <tr><th></th><th>mm</th><th>INCH</th></tr> <tr><td>4 PLACES</td><td>± .0004</td><td>± .0016</td></tr> <tr><td>3 PLACES</td><td>± .0015</td><td>± .0024</td></tr> <tr><td>2 PLACES</td><td>± 0.20</td><td>± .0079</td></tr> <tr><td>1 PLACE</td><td>± .0076</td><td>± .0030</td></tr> </table>		mm	INCH	4 PLACES	± .0004	± .0016	3 PLACES	± .0015	± .0024	2 PLACES	± 0.20	± .0079	1 PLACE	± .0076	± .0030	MM ONLY	NTS	METRIC	
		mm	INCH																		
	4 PLACES	± .0004	± .0016																		
	3 PLACES	± .0015	± .0024																		
2 PLACES	± 0.20	± .0079																			
1 PLACE	± .0076	± .0030																			
DESCRIPTION	DRAFT WHERE APPLICABLE MUST REMAIN WITHIN DIMENSIONS	<table border="1"> <tr><td>DRAWN BY</td><td>DATE</td></tr> <tr><td>JENNIFER</td><td>1987/09/18</td></tr> <tr><td>CHECKED BY</td><td>DATE</td></tr> <tr><td>RWONG</td><td>1987/09/18</td></tr> <tr><td>APPROVED BY</td><td>DATE</td></tr> <tr><td>ALANB</td><td>1987/09/18</td></tr> </table>	DRAWN BY	DATE	JENNIFER	1987/09/18	CHECKED BY	DATE	RWONG	1987/09/18	APPROVED BY	DATE	ALANB	1987/09/18	TITLE	C-GRID, SHROUDED HEADER (SLOTTED W/O STANDOFFS)					
DRAWN BY	DATE																				
JENNIFER	1987/09/18																				
CHECKED BY	DATE																				
RWONG	1987/09/18																				
APPROVED BY	DATE																				
ALANB	1987/09/18																				
REV		MATERIAL NO.	SEE TABLE	DOCUMENT NO.	MOLEX INCORPORATED																
		SIZE	A3	SDA-70246-***20-25,39-41	SHEET NO. 2 OF 2																

tb_frame_A3_P_AM_T
 Rev. E 2006/04/15