


**NEW!**

Shielded Power Inductors – XAL40xx



- High current and very low DCR
- Soft saturation makes them ideal for VRM/VRD applications.

Designer's Kit C429 contains 5 of each value

Core material Composite

Core and winding loss See www.coilcraft.com/coreloss

Environmental RoHS compliant, halogen free

Terminations RoHS compliant tin-silver over copper. Other terminations available at additional cost.

Ambient temperature –40°C to +90°C with Irms current, +90°C to +130°C with derated current.

Storage temperature Component: –40°C to +130°C.
Tape and reel packaging: –40°C to +80°C

Resistance to soldering heat Max three 40 second reflows at +260°C, parts cooled to room temperature between cycles

Moisture Sensitivity Level (MSL) 1 (unlimited floor life at <30°C / 85% relative humidity)

Failures in Time (FIT) / Mean Time Between Failures (MTBF)
38 per billion hours / 26,315,789 hours, calculated per Telcordia SR-332

PCB washing Only pure water or alcohol recommended

Part number ¹	Inductance ² ±20% (µH)	DCR (mOhms) ³		SRF typ ⁴ (MHz)	Isat (A) ⁵			Irms (A) ⁶	
		typ	max		10% drop	20% drop	30% drop	20°C rise	40°C rise
XAL4020-221ME_	0.22	5.81	6.40	191	7.2	12.0	18.7	12.0	16.8
XAL4020-401ME_	0.40	7.55	8.30	145	5.1	8.6	12.5	10.0	14.0
XAL4020-601ME_	0.60	9.50	10.45	106	4.2	7.1	10.4	7.9	11.7
XAL4020-102ME_	1.0	13.25	14.60	79	3.5	5.9	8.7	6.7	9.6
XAL4020-152ME_	1.5	21.45	23.60	64	2.7	4.7	7.1	5.2	7.5
XAL4020-222ME_	2.2	35.20	38.70	52	2.1	3.7	5.6	4.0	5.5
XAL4030-332ME_	3.3	26.0	28.6	43	2.5	4.0	5.5	5.0	6.6
XAL4030-472ME_	4.7	40.1	44.1	36	1.9	3.2	4.5	3.9	5.1
XAL4030-682ME_	6.8	67.4	74.1	29	1.4	2.6	3.6	3.0	3.9
XAL4040-822ME_	8.2	60.8	66.9	27	1.4	2.9	4.0	2.4	3.4
XAL4040-103ME_	10	84.0	92.4	24	1.0	2.1	3.0	2.2	3.1
XAL4040-153ME_	15	109	120	20	0.90	2.0	2.8	2.0	2.8

1. When ordering, please specify **termination** and **packaging** coded:

XAL4020-222MEC

Termination: E = RoHS compliant tin-silver over copper.

Special order: T = RoHS tin-silver-copper (95.5/4/0.5) or S = non-RoHS tin-lead (63/37).

Packaging: C = 7" machine-ready reel. EIA-481 embossed plastic tape.

B = Less than full reel. In tape, but not machine ready. To have a leader and trailer added (\$25 charge), use code letter C instead.

D = 13" machine-ready reel. EIA-481 embossed plastic tape. Factory order only, not stocked.

2. Inductance tested at 100 kHz, 0.1 Vrms, 0 Adc.

3. DCR measured on a micro-ohmmeter.

4. SRF measured using Agilent/HP 4395A or equivalent.

5. DC current at which the inductance drops the specified amount from its value without current.

6. Current that causes the specified temperature rise from 25°C ambient.

7. Electrical specifications at 25°C.

Refer to Doc 362 "Soldering Surface Mount Components" before soldering.

Irms Testing

Irms testing was performed on 0.75 inch wide × 0.25 inch thick copper traces in still air.

Temperature rise is highly dependent on many factors including pcb land pattern, trace size, and proximity to other components. Therefore temperature rise should be verified in application conditions.

Coilcraft[®]

www.coilcraft.com

US +1-847-639-6400 sales@coilcraft.com

UK +44-1236-730595 sales@coilcraft-europe.com

Taiwan +886-2-2264 3646 sales@coilcraft.com.tw

China +86-21-6218 8074 sales@coilcraft.com.cn

Singapore + 65-6484 8412 sales@coilcraft.com.sg

Document 806-1 Revised 08/09/11

© Coilcraft Inc. 2011

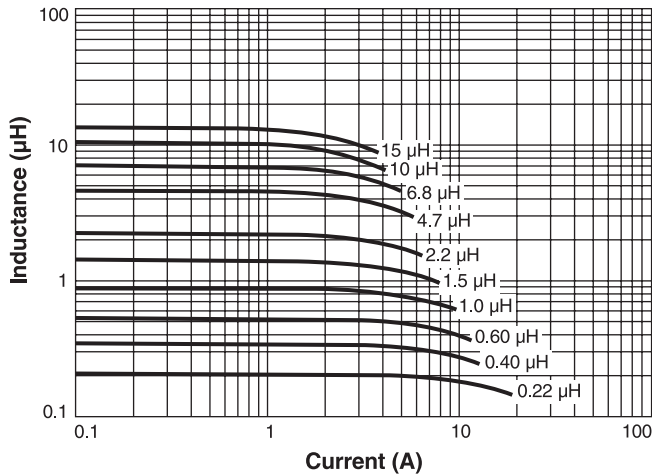
This product may not be used in medical or high risk applications without prior Coilcraft approval. Specifications subject to change without notice. Please check our web site for latest information.

NEW!

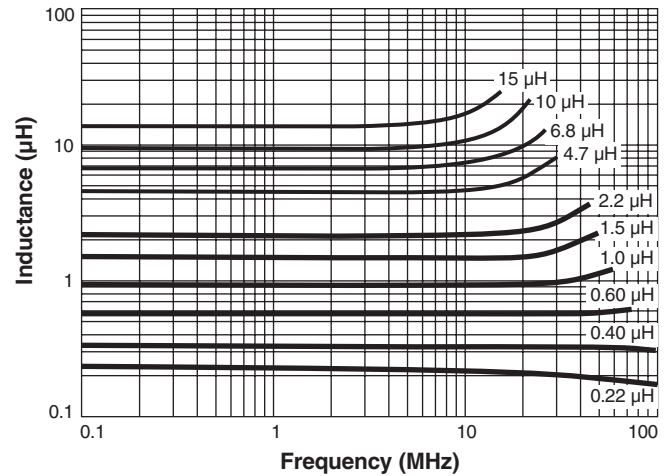


Shielded Power Inductors - XAL40xx

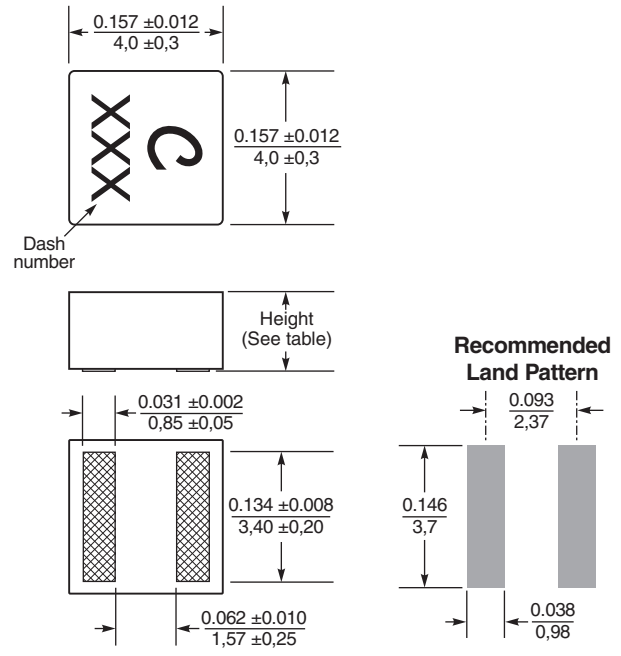
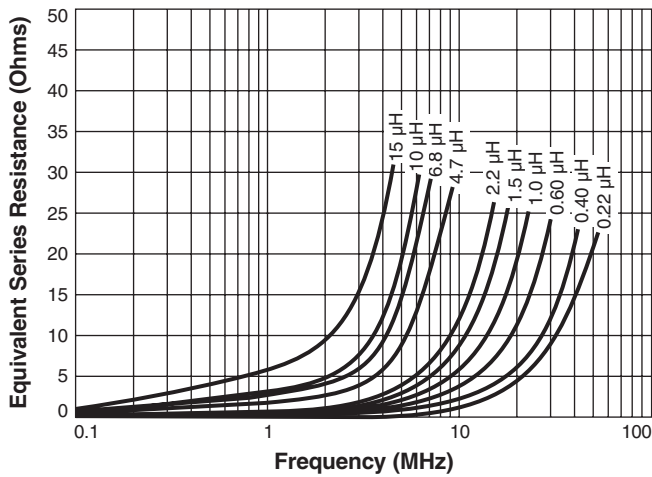
Typical L vs Current



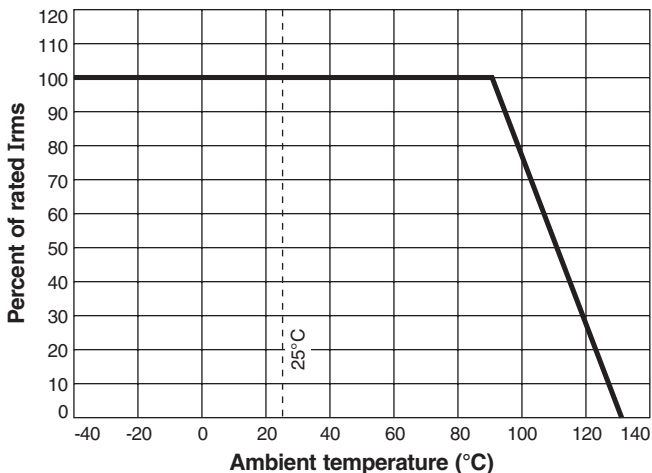
Typical L vs Frequency



Typical ESR vs Frequency



Irms Derating



	Maximum height	Weight
XAL4020	0.083 / 2,1	0.17 - 0.18 g
XAL4030	0.122 / 3,1	0.26 - 0.28 g
XAL4040	0.161 / 4,1	0.35 - 0.37 g

Dimensions are in $\frac{\text{inches}}{\text{mm}}$

Packaging

XAL4020: 1000/7" reel; 3500/13" reel Plastic tape: 12 mm wide, 0.23 mm thick, 8 mm pocket spacing, 2.1 mm pocket depth

XAL4030: 500/7" reel; 2000/13" reel Plastic tape: 12 mm wide, 0.23 mm thick, 8 mm pocket spacing, 3.25 mm pocket depth

XAL4040: 500/7" reel; 2000/13" reel Plastic tape: 12 mm wide, 0.3 mm thick, 8 mm pocket spacing, 4.27 mm pocket depth



www.coilcraft.com

US +1-847-639-6400 sales@coilcraft.com
UK +44-1236-730595 sales@coilcraft-europe.com
Taiwan +886-2-2264 3646 sales@coilcraft.com.tw
China +86-21-6218 8074 sales@coilcraft.com.cn
Singapore +65-6484 8412 sales@coilcraft.com.sg

Document 806-2 Revised 08/09/11

© Coilcraft Inc. 2011

This product may not be used in medical or high risk applications without prior Coilcraft approval. Specifications subject to change without notice. Please check our web site for latest information.