




Power Inductors—DR0608 Series



These small footprint power inductors are designed for maximum efficiency and lowest cost. They are ideal for noise filtering in power amplifiers, power supplies and speaker crossover networks.

This series is available in a broad range of inductance from 3.3 to 1000 μ H with 10% tolerance for all values above 8.2 μ H.

Their open construction allows current ratings up to 7.5 Amps with a mere 0.012 Ohms of resistance. They have industry-standard pin spacing of 3.5 mm and a rugged PVC sleeve to completely protect the winding.

Free evaluation samples are available by contacting Coilcraft or ordering them on-line at www.coilcraft.com.

Part number	Inductance ¹ (μ H)	DCR max (Ohms)	SRF typ ² (MHz)	Irms (A) ³	
				20°C rise	40°C rise
DR0608-332L	3.3 \pm 20%	0.012	40	5.0	7.5
DR0608-472L	4.7 \pm 20%	0.018	36	4.6	6.9
DR0608-562L	5.6 \pm 20%	0.022	32	4.2	6.3
DR0608-682L	6.8 \pm 20%	0.025	30	3.8	5.7
DR0608-822L	8.2 \pm 20%	0.028	25	3.4	5.1
DR0608-103L	10 \pm 10%	0.035	23	3.0	4.5
DR0608-123L	12 \pm 10%	0.045	20	2.8	4.2
DR0608-153L	15 \pm 10%	0.052	19	2.7	4.0
DR0608-183L	18 \pm 10%	0.065	17	2.5	3.7
DR0608-223L	22 \pm 10%	0.078	16	2.3	3.4
DR0608-273L	27 \pm 10%	0.086	12	2.2	3.2
DR0608-333L	33 \pm 10%	0.12	11	2.0	2.9
DR0608-393L	39 \pm 10%	0.13	10	1.8	2.6
DR0608-473L	47 \pm 10%	0.16	9.5	1.7	2.4
DR0608-563L	56 \pm 10%	0.19	9.0	1.5	2.1
DR0608-683L	68 \pm 10%	0.25	9.0	1.3	1.8
DR0608-823L	82 \pm 10%	0.28	7.0	1.2	1.6
DR0608-104L	100 \pm 10%	0.38	6.5	1.0	1.3
DR0608-124L	120 \pm 10%	0.42	6.0	0.94	1.23
DR0608-154L	150 \pm 10%	0.50	5.5	0.88	1.15
DR0608-184L	180 \pm 10%	0.65	5.0	0.82	1.08
DR0608-224L	220 \pm 10%	0.73	4.8	0.76	1.00
DR0608-274L	270 \pm 10%	0.96	4.0	0.70	0.93
DR0608-334L	330 \pm 10%	1.11	3.7	0.64	0.85
DR0608-394L	390 \pm 10%	1.25	3.0	0.58	0.78
DR0608-474L	470 \pm 10%	1.60	2.8	0.52	0.70
DR0608-564L	560 \pm 10%	1.85	2.5	0.46	0.63
DR0608-684L	680 \pm 10%	2.40	2.5	0.40	0.55
DR0608-824L	820 \pm 10%	2.70	2.1	0.34	0.48
DR0608-105L	1000 \pm 10%	3.00	2.1	0.30	0.40

1. Inductance tested at 100 kHz, 0.1 Vrms, 0 Adc on an Agilent/HP 4284A LCR-meter or equivalent.

2. SRF measured using an Agilent/HP 4191A or equivalent.

3. Current that causes the specified temperature rise from 25°C ambient.

4. **Ambient temperature range:** -40°C to +85°C with Irms current

5. **Storage temperature range:** Component: -40°C to +85°C
Packaging: -55°C to +80°C

6. Electrical specifications at 25°C.

Coilcraft[®]

Specifications subject to change without notice.

Please check our website for latest information. Document 275-1 Revised 10/10/07

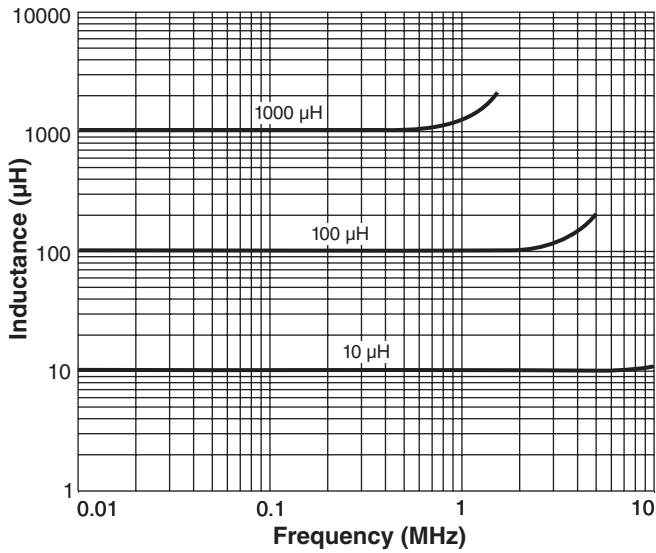
1102 Silver Lake Road Cary, Illinois 60013 Phone 847/639-6400 Fax 847/639-1469

E-mail info@coilcraft.com Web <http://www.coilcraft.com>

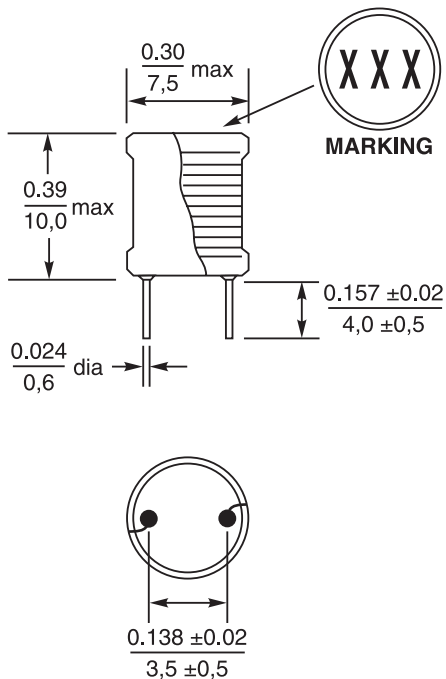
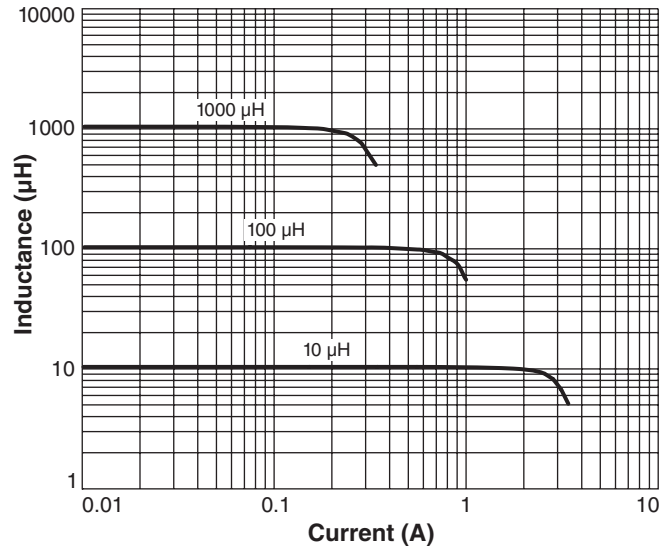


Power Inductors - DR0608 Series

Typical L vs Frequency



Typical L vs Current



- Weight:** 1.0 – 1.3 g
- Terminations:** Tin-silver over tin over copper over steel.
- Packaging:** 300 parts per tray
1200 parts in fan-fold tape



Specifications subject to change without notice. Please check our website for latest information. Document 275-2 Revised 10/10/07

1102 Silver Lake Road Cary, Illinois 60013 Phone 847/639-6400 Fax 847/639-1469
E-mail info@coilcraft.com Web <http://www.coilcraft.com>