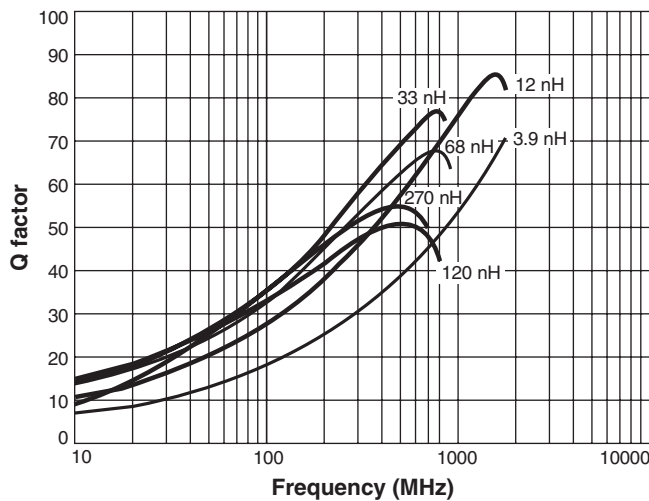




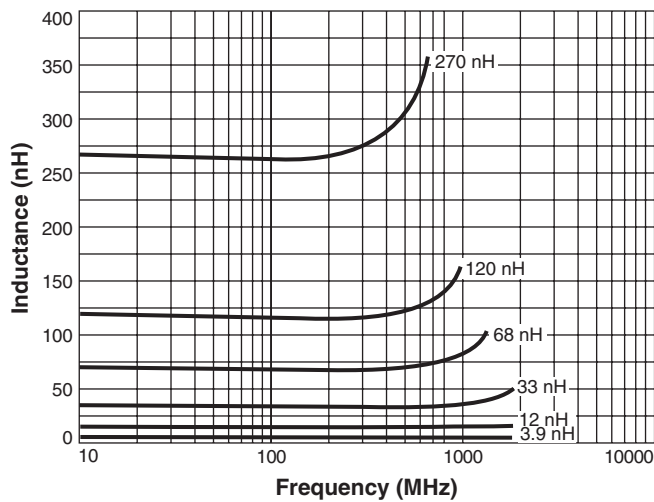
Chip Inductors – 0603CS Series (1608)

Ultra-small size, exceptional Q and high SRFs make these inductors ideal for high frequency applications where size is at a premium. They also have excellent DCR and current carrying characteristics.

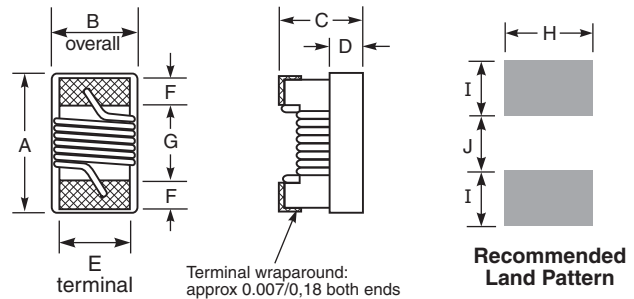
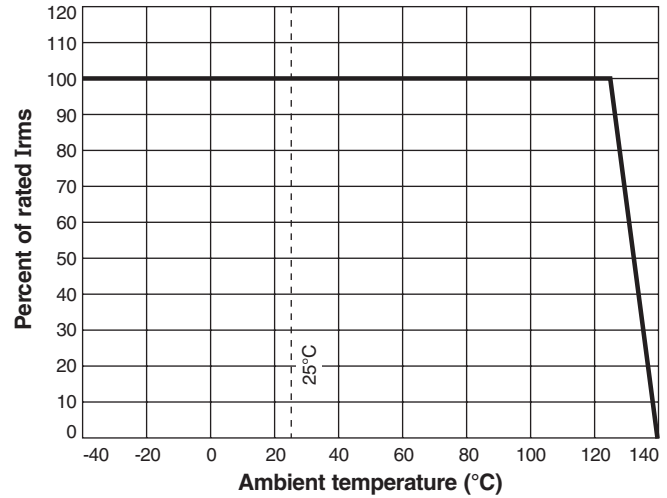
Typical Q vs Frequency



Typical L vs Frequency



Irms Derating



A	B	C	D	E	F	G	H	I	J
max	max	max	ref						
0.071	0.044	0.040	0.015	0.030	0.013	0.034	0.040	0.025	0.025
1,80	1,12	1,02	0,38	0,76	0,33	0,86	1,02	0,64	0,64

Core material Ceramic

Terminations RoHS compliant silver-palladium-platinum-glass frit. Other terminations available at additional cost.

Weight 3.2 – 3.7 mg

Ambient temperature –40°C to +125°C with I_{rms} current, +125°C to +140°C with derated current

Storage temperature Component: –40°C to +140°C. Packaging: –40°C to +80°C

Resistance to soldering heat Max three 40 second reflows at +260°C, parts cooled to room temperature between cycles

Temperature Coefficient of Inductance (TCL) +25 to +125 ppm/°C

Moisture Sensitivity Level (MSL) 1 (unlimited floor life at <30°C / 85% relative humidity)

Failures in Time (FIT) / Mean Time Between Failures (MTBF) One per billion hours / one billion hours, calculated per Telcordia SR-332

Packaging 2000 per 7" reel Paper tape: 8 mm wide, 1.0 mm thick, 2 mm pocket spacing

PCB washing Only pure water or alcohol recommended



Specifications subject to change without notice. Please check our website for latest information.

Document 195-1 Revised 10/14/09

1102 Silver Lake Road Cary, Illinois 60013 Phone 847/639-6400 Fax 847/639-1469

E-mail info@coilcraft.com Web <http://www.coilcraft.com>



0603CS Series (1608)

Designer's Kits C324A and B contain 10 each of all 5% values
 Designer's Kits C324A-2 and B-2 contain 10 each of all 2% values

Part number ¹	Inductance ² (nH)	Percent tolerance ³	Q min ⁴	900 MHz		1.7 GHz		SRF min ⁵ (GHz)	DCR max ⁶ (Ohms)	Irms ⁷ (mA)	Color dot
				L typ	Q typ	L typ	Q typ				
0603CS-1N6X_L_	1.6 @ 250 MHz	5	24	1.67	49	1.65	63	12.5	0.030	700	Red
0603CS-1N8X_L_	1.8 @ 250 MHz	5	16	1.83	35	1.86	50	12.5	0.045	700	Black
0603CS-2N2X_L_	2.2 @ 250 MHz	5	13	2.22	31	2.24	44	12.5	0.250	100	Yellow
0603CS-3N3X_L_	3.3 @ 250 MHz	5,2	35	3.31	75	3.38	88	5.90	0.045	700	Blue
0603CS-3N6X_L_	3.6 @ 250 MHz	5,2	22	3.72	53	3.71	65	5.90	0.063	700	Red
0603CS-3N9X_L_	3.9 @ 250 MHz	5,2	22	3.95	49	3.96	67	6.90	0.080	700	Brown
0603CS-4N3X_L_	4.3 @ 250 MHz	5,2	22	4.32	50	4.33	70	5.90	0.063	700	Orange
0603CS-4N7X_L_	4.7 @ 250 MHz	5,2	20	4.72	47	4.75	57	5.80	0.116	700	Violet
0603CS-5N1X_L_	5.1 @ 250 MHz	5,2	20	4.93	47	4.95	56	5.70	0.140	700	Green
0603CS-5N6X_L_	5.6 @ 250 MHz	5,2	26	5.77	63	6.05	80	4.76	0.075	700	Black
0603CS-6N8X_L_	6.8 @ 250 MHz	5,2	27	6.75	60	7.10	81	5.80	0.110	700	Red
0603CS-7N5X_L_	7.5 @ 250 MHz	5,2	28	7.70	60	7.82	65	4.80	0.106	700	Brown
0603CS-8N2X_L_	8.2 @ 250 MHz	5,2	30	8.25	82	8.37	87	4.20	0.115	700	Orange
0603CS-8N7X_L_	8.7 @ 250 MHz	5,2	28	8.86	62	9.32	58	4.60	0.109	700	Yellow
0603CS-9N5X_L_	9.5 @ 250 MHz	5,2	28	9.7	59	9.92	61	5.40	0.135	700	Blue
0603CS-10NX_L_	10 @ 250 MHz	5,2	31	10.0	66	10.6	83	4.80	0.130	700	Orange
0603CS-11NX_L_	11 @ 250 MHz	5,2	30	11.0	53	11.5	56	4.00	0.130	700	Gray
0603CS-12NX_L_	12 @ 250 MHz	5,2	35	12.3	72	13.5	83	4.00	0.130	700	Yellow
0603CS-15NX_L_	15 @ 250 MHz	5,2	35	15.4	64	16.8	89	4.00	0.170	700	Green
0603CS-16NX_L_	16 @ 250 MHz	5,2	34	16.2	55	17.3	52	3.30	0.170	700	White
0603CS-18NX_L_	18 @ 250 MHz	5,2	35	18.7	70	21.4	69	3.10	0.170	700	Blue
0603CS-22NX_L_	22 @ 250 MHz	5,2	38	22.8	73	26.1	71	3.00	0.190	700	Violet
0603CS-23NX_L_	23 @ 250 MHz	5,2	38	24.1	71	28.0	67	2.85	0.190	700	Orange
0603CS-24NX_L_	24 @ 250 MHz	5,2	36	24.5	45	28.7	39	2.65	0.190	700	Black
0603CS-27NX_L_	27 @ 250 MHz	5,2	40	29.2	74	34.6	65	2.80	0.220	600	Gray
0603CS-30NX_L_	30 @ 250 MHz	5,2	37	31.4	47	39.9	28	2.25	0.220	600	Brown
0603CS-33NX_L_	33 @ 250 MHz	5,2	40	36.0	67	49.5	42	2.30	0.220	600	White
0603CS-36NX_L_	36 @ 250 MHz	5,2	37	39.4	47	52.7	24	2.08	0.250	600	Red
0603CS-39NX_L_	39 @ 250 MHz	5,2	40	42.7	60	60.2	40	2.20	0.250	600	Black
0603CS-43NX_L_	43 @ 250 MHz	5,2	38	47.0	44	64.9	21	2.00	0.280	600	Orange
0603CS-47NX_L_	47 @ 200 MHz	5,2	38	52.2	62	77.2	35	2.00	0.280	600	Brown
0603CS-51NX_L_	51 @ 200 MHz	5,2	35	55.5	69	82.2	34	1.90	0.270	600	Blue
0603CS-56NX_L_	56 @ 200 MHz	5,2	38	62.5	56	97.0	26	1.90	0.310	600	Red
0603CS-68NX_L_	68 @ 200 MHz	5,2	37	80.5	54	168	21	1.70	0.340	600	Orange
0603CS-72NX_L_	72 @ 150 MHz	5,2	34	82.0	53	135	20	1.70	0.490	400	Yellow
0603CS-82NX_L_	82 @ 150 MHz	5,2	34	96.2	54	177	21	1.70	0.540	400	Green
0603CS-R10X_L_	100 @ 150 MHz	5,2	34	124	49	—	—	1.40	0.580	400	Blue
0603CS-R11X_L_	110 @ 150 MHz	5,2	32	138	43	—	—	1.35	0.610	300	Violet
0603CS-R12X_L_	120 @ 150 MHz	5,2	32	166	39	—	—	1.30	0.650	300	Gray
0603CS-R15X_L_	150 @ 150 MHz	5,2	28	250	25	—	—	0.990	0.920	280	White
0603CS-R18X_L_	180 @ 100 MHz	5,2	25	305	22	—	—	0.990	1.25	240	Black
0603CS-R20X_L_	200 @ 100 MHz	5,2	25	—	—	—	—	0.900	1.98	200	Green
0603CS-R21X_L_	210 @ 100 MHz	5,2	27	—	—	—	—	0.895	2.06	200	Gray
0603CS-R22X_L_	220 @ 100 MHz	5,2	25	—	—	—	—	0.900	2.10	200	Brown
0603CS-R25X_L_	250 @ 100 MHz	5,2	25	—	—	—	—	0.822	3.55	120	Violet
0603CS-R27X_L_	270 @ 100 MHz	5,2	26	—	—	—	—	0.830	2.16	170	Red
0603CS-R33X_L_	330 @ 100 MHz	5,2	25	—	—	—	—	0.900	3.89	100	Blue
0603CS-R39X_L_	390 @ 100 MHz	5,2	25	—	—	—	—	0.780	4.35	100	Yellow

1. When ordering, specify **tolerance**, **termination** and **packaging** codes:

0603CS-R39XJLW

Tolerance: G = 2% J = 5% (Table shows stock tolerances in bold.)
Termination: L = RoHS compliant silver-palladium-platinum-glass frit.
 Special order: T = RoHS tin-silver-copper (95.5/4/0.5) or S = non-RoHS tin-lead (63/37).
Packaging: W = 7" machine-ready reel. EIA-481 punched paper tape (2000 parts per full reel).
 U = Less than full reel. In tape, but not machine ready.
 To have a leader and trailer added (\$25 charge), use code letter W instead.

2. Inductance measured using a Coilcraft SMD-A fixture in an Agilent/HP 4286 impedance analyzer with Coilcraft-provided correlation pieces.
 3. Tolerances in bold are stocked for immediate shipment.
 4. Q measured at the same frequency as inductance using an Agilent/HP 4291A with an Agilent/HP 16193 test fixture.
 5. SRF measured using an Agilent/HP 8720D network analyzer and a Coilcraft SMD-D test fixture.
 6. DCR measured on a Cambridge Technology micro-ohmmeter and a Coilcraft CCF858 test fixture.
 7. Current that causes a 15°C temperature rise from 25°C ambient.
 8. Electrical specifications at 25°C.
 Refer to Doc 362 "Soldering Surface Mount Components" before soldering.

S-Parameter files
 ON OUR WEB SITE OR CD

SPICE models
 ON OUR WEB SITE OR CD

Coilcraft[®]

Specifications subject to change without notice.
 Please check our website for latest information.

Document 195-2 Revised 10/14/09

1102 Silver Lake Road Cary, Illinois 60013 Phone 847/639-6400 Fax 847/639-1469

E-mail info@coilcraft.com Web http://www.coilcraft.com