

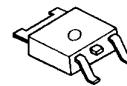
LOW DROPOUT VOLTAGE REGULATOR

■ GENERAL DESCRIPTION

The NJM2885 is low dropout voltage regulator designed for portable application.

Advanced Bipolar technology achieves low noise, high ripple rejection and low quiescent current.

■ PACKAGE OUTLINE

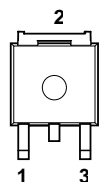


NJM2885DL1

■ FEATURES

- High Ripple Rejection 75dB typ. (f=1kHz, Vo=3V Version)
- Output Noise Voltage Vno=45μVrms typ.
- Output capacitor with 2.2μF ceramic capacitor (Vo≥2.7V)
- Output Current Io(max.)=500mA
- High Precision Output Vo±1.0%
- Low Dropout Voltage 0.18V typ. (Io=300mA)
- Internal Short Circuit Current Limit
- Internal Thermal Overload Protection
- Bipolar Technology
- Package Outline TO-252-3

■ PIN CONFIGURATION

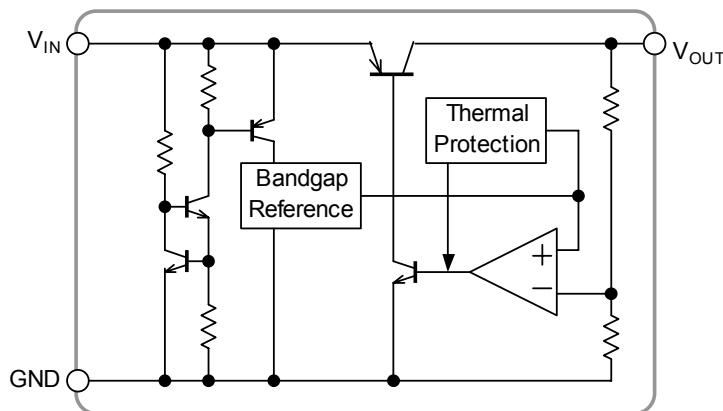


PIN FUNCTION

- 1. V_{IN}
- 2. GND
- 3. V_{OUT}

NJM2885DL1

■ EQUIVALENT CIRCUIT



■ OUTPUT VOLTAGE RANK LIST

Device Name	V _{OUT}	Device Name	V _{OUT}
NJM2885DL1-15	1.5V	NJM2885DL1-28	2.8V
NJM2885DL1-18	1.8V	NJM2885DL1-03	3.0V
NJM2885DL1-19	1.9V	NJM2885DL1-33	3.3V
NJM2885DL1-21	2.1V	NJM2885DL1-35	3.5V
NJM2885DL1-25	2.5V	NJM2885DL1-38	3.8V
NJM2885DL1-26	2.6V	NJM2885DL1-05	5.0V

■ ABSOLUTE MAXIMUM RATINGS (Ta=25°C)

PARAMETER	SYMBOL	RATINGS	UNIT
Input Voltage	V _{IN}	+14	V
Power Dissipation	P _D	8(Tc=25°C) 0.8(Ta≤25°C)	W
Operating Temperature	Topr	-40 ~ +85	°C
Storage Temperature	Tstg	-40 ~ +125	°C

■ Operating Voltage

V_{IN}=+2.3V ~ +14.0V (In case of Vo<2.1V)

■ ELECTRICAL CHARACTERISTICS

(V_{IN}=Vo+1V, C_{IN}=0.33μF, Co=2.2μF,(1.7V<Vo≤2.6V: Co=4.7μF, Vo≤1.7V:Co=10μF), Ta=25°C)

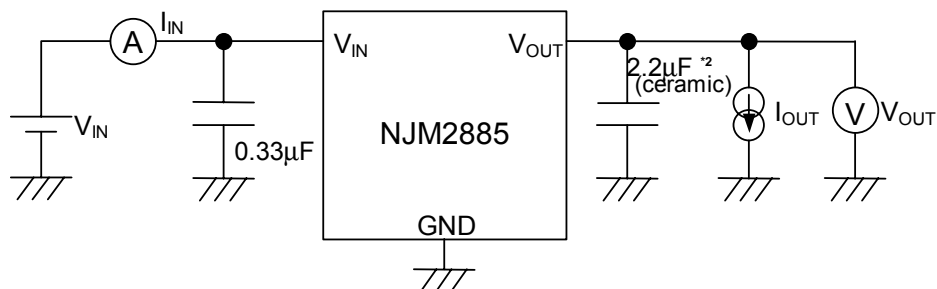
PARAMETER	SYMBOL	TEST CONDITION	MIN.	TYP.	MAX.	UNIT
Output Voltage	Vo	Io=30mA	-1.0%	-	+1.0%	V
Quiescent Current	I _Q	Io=0mA	-	200	300	μA
Output Current	Io	Vo-0.3V	500	650	-	mA
Line Regulation	ΔVo/ΔV _{IN}	V _{IN} =Vo+1V ~ Vo+6.0V, Io=30mA	-	-	0.10	%/V
Load Regulation	ΔVo/ΔIo	Io=0 ~ 500mA	-	-	0.03	%/mA
Dropout Voltage	ΔV _{I-O}	Io=300mA	-	0.18	0.28	V
Ripple Rejection	RR	ein=200mVrms, f=1kHz, Io=10mA Vo=3.0V Version	-	75	-	dB
Average Temperature Coefficient of Output Voltage	ΔVo/ΔTa	Ta=0~85°C, Io=10mA	-	±50	-	ppm/°C
Output Noise Voltage	V _{NO}	f=10Hz~80kHz, Io=10mA, Vo=3.0V Version	-	45	-	μVrms

(*1): The output voltage excludes under 2.1V.

The above specification is a common specification for all output voltages.

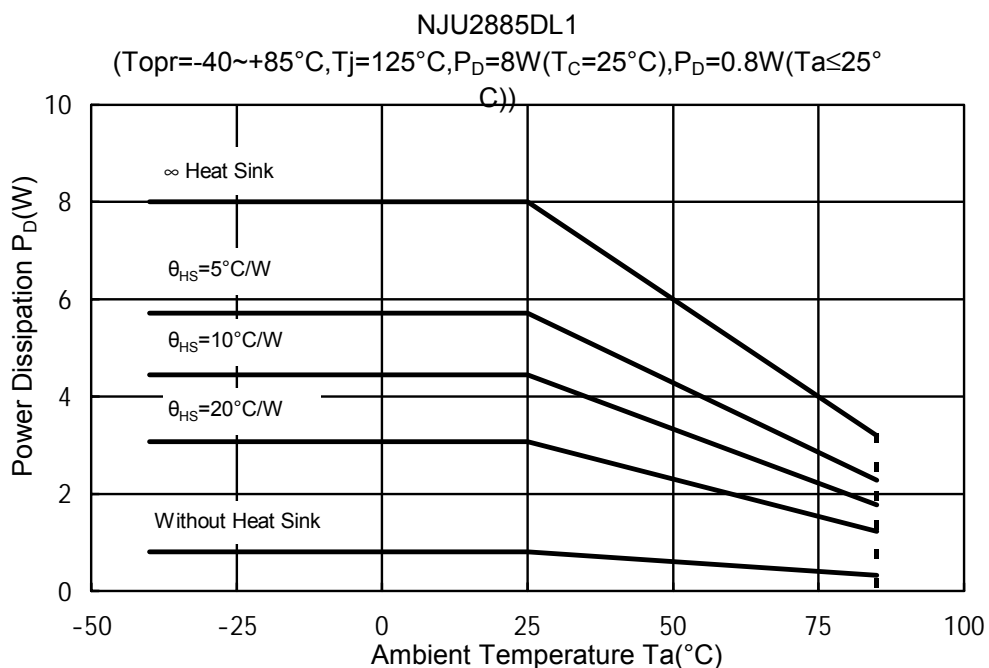
Therefore, it may be different from the individual specification for a specific output voltage.

■ TEST CIRCUIT

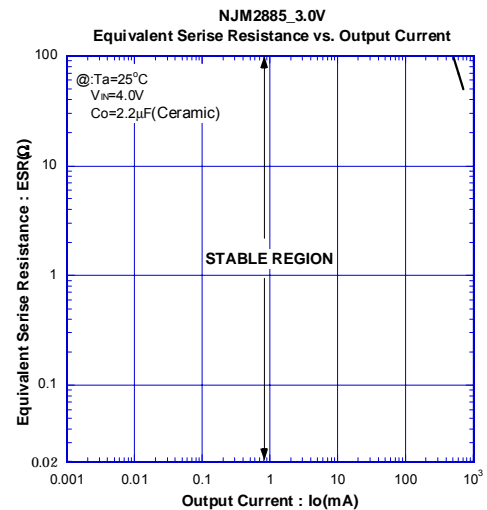
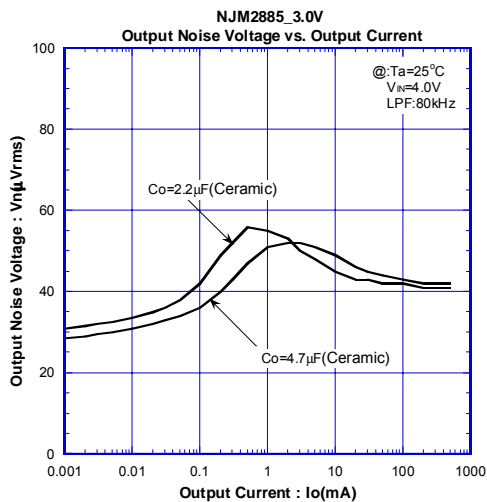
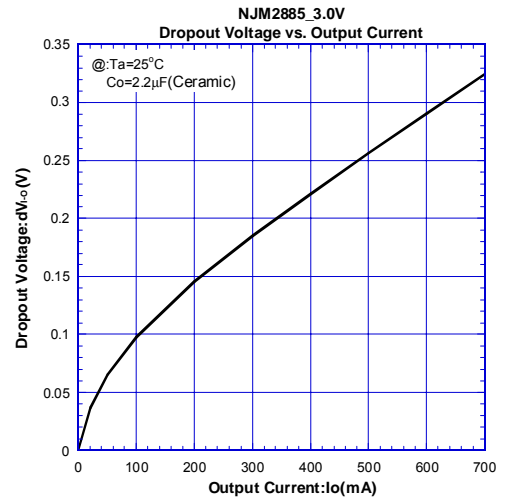
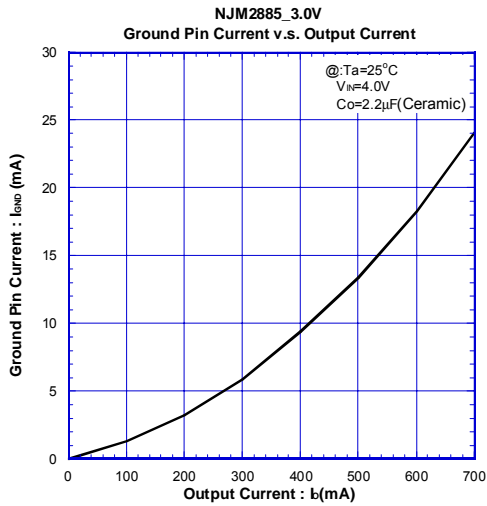
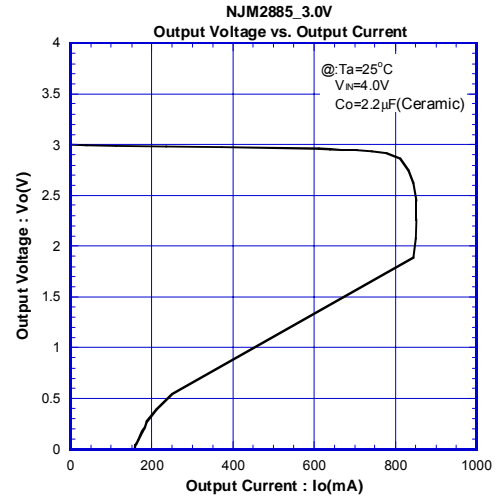
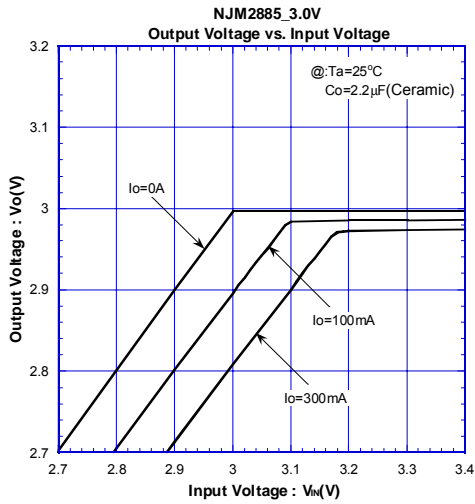


*2 1.7V V_{o} ≤ 2.6V version: $C_o = 4.7\mu\text{F}$ (ceramic)
 $V_o \leq 1.7\text{V}$ version: $10\mu\text{F}$ (ceramic)

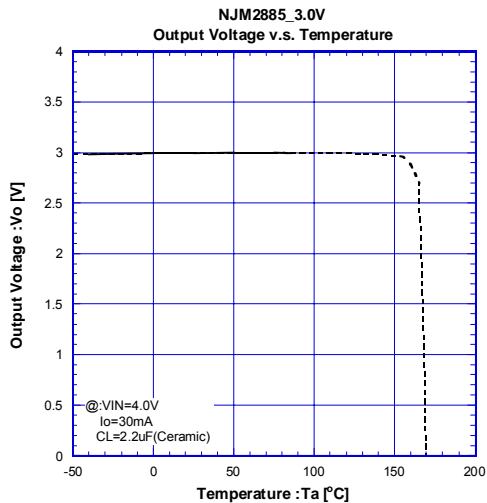
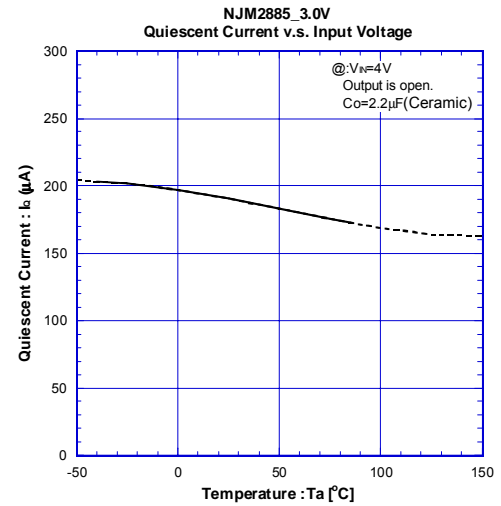
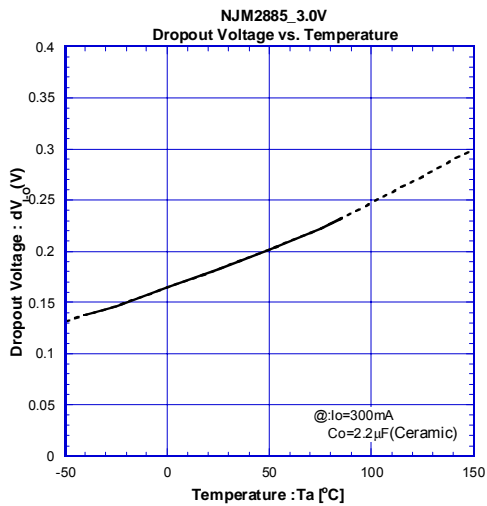
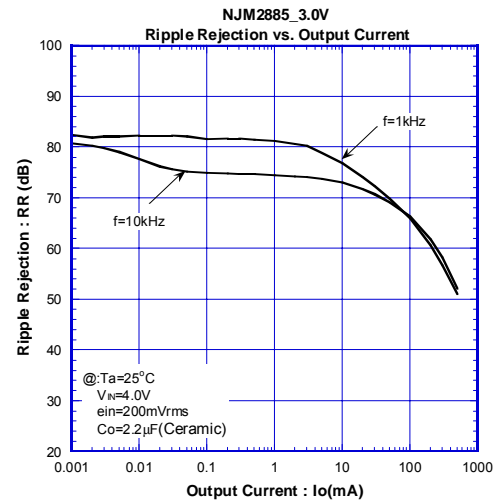
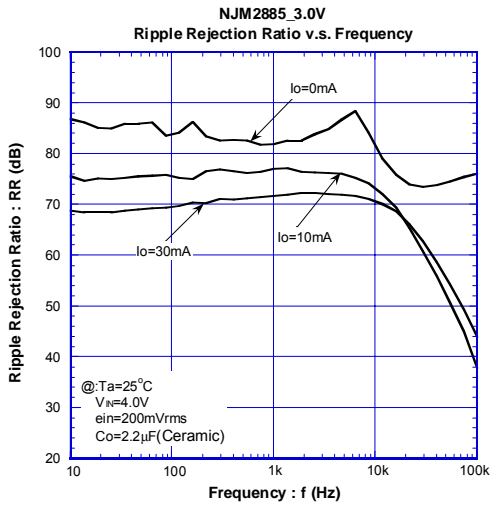
■ POWER DISSIPATION VS. AMBIENT TEMPERATURE



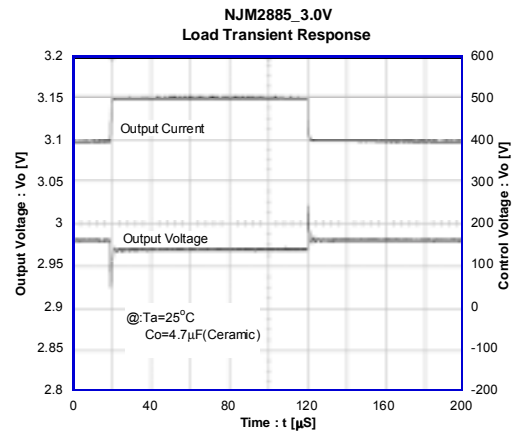
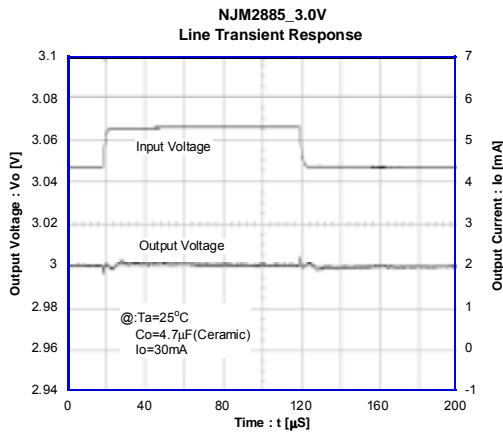
ELECTRICAL CHARACTERISTICS



ELECTRICAL CHARACTERISTICS



■ ELECTRICAL CHARACTERISTICS



[CAUTION]

The specifications on this databook are only given for information, without any guarantee as regards either mistakes or omissions. The application circuits in this databook are described only to show representative usages of the product and not intended for the guarantee or permission of any right including the industrial rights.